

Global Vegetable Tanning Extract Market 2026

Market size, segmentation, competitive landscape and outlook

2021-2031

Moving forward, together



Every one of us has, at some point, heard the line from *Alice in Wonderland*: “It takes all the running you can do, to keep in the same place. If you want to get somewhere else, you must run at least twice as fast.” Cliché as the quote has become, our world is changing at extraordinary speed. And yet, to my mind, it matters not only to run fast, but — more importantly — to know where you are running.

We see ourselves as the navigator, ready at the right moment to point out the correct course. By providing current, timely information for the decisions that matter, we aim to protect our clients from missteps and to help them find new opportunities.

It matters to us that you are satisfied with the work we have done. If you have any questions about this report, we will be glad to answer them.

ANDREY SHEVCHENKO, Managing Partner

© shev.io — All rights reserved.

Disclaimer

This report was prepared by shev.io solely for information purposes. shev.io does not guarantee the accuracy and completeness of all information contained in the report, as the data in some sources may have been distorted inadvertently or deliberately. The information presented in this report must not be construed, directly or indirectly, as containing recommendations for further business action. All opinions and estimates contained in this report reflect the authors' judgement as at the date of publication and may be changed without notice.

shev.io accepts no liability for any loss or damage arising from any third party's use of the information contained in this report, including published opinions or conclusions, or for consequences caused by the incompleteness of the information presented. The information presented in this report is obtained from open sources. Additional information may be provided on request.

This document, or any part of it, may not be distributed without the written permission of shev.io, nor reproduced by any means.

© shev.io — All rights reserved.

Terms of use

This report is provided to the user under a **non-exclusive, non-transferable, limited licence** solely for internal use within the purposes for which the report was lawfully acquired.

The user **may not**, in whole or in part, transfer, sell, gift, publish or otherwise distribute the report to third parties, nor pass it to any other legal entities, partner organisations or external teams (including affiliated companies). It is prohibited to place the report (or fragments of it) in the public domain (websites, social networks, messengers, file-sharing services, open-link cloud storage) or to provide access through third-party services where this allows third parties to review the materials.

If the report is purchased by a **company**, its use is permitted **only by that company's employees** for internal tasks. Passing the report to contractors, consultants, freelancers, agencies and any external parties is prohibited.

All exclusive rights to the report — including its structure, texts, data selection, visualisations, tables, charts and design elements — belong to the rights holder (shev.io) or are used on lawful grounds. The user receives the right to use the report only within these terms.

Without shev.io's written consent it is prohibited to create derivative products based on the report, to use it as part of a commercially distributed product or service, or to remove or alter copyright notices.

The use of **short quotations** and fragments is permitted **only in internal documentation** (internal memos, reports, presentations, working correspondence), provided the meaning and context are preserved and the source is credited: *shev.io*. Any publication or use of the materials in places accessible to third parties is permitted only with shev.io's prior written consent.

© shev.io — All rights reserved.

Market at a glance

This demo shows the **form and depth** of the report — real narrative with the detailed figures and tables masked as “XXX”. When you order the report, every figure is finalised and verified for your copy, and the full report is delivered within 24–72 hours.

Indicator	Value
Market size (2025)	USD 0.8 bn
Forecast (2031)	USD 1.1 bn
CAGR (2021-2031)	6.2%
Study period	2021-2031
Largest region	Asia-Pacific · 37%
Fastest-growing region	Asia-Pacific · 7.4%
Market concentration	Moderate
Licence	Individual / Company

The global vegetable tanning extract market reached USD XXX billion in 2025 and will expand to USD XXX billion by 2031, advancing at a XX% CAGR. Demand is shifting toward traceable wattle, quebracho, chestnut, tara and emerging olive-derived systems as leather manufacturers reduce reliance on metal-based chemistries and satisfy brand restricted-substance requirements. Asia-Pacific accounts for XX% of market value, supported by its concentration of footwear, leather-goods and automotive-leather production. The report quantifies extract demand by botanical source, form, application, end-use industry, route to market and geography while benchmarking supplier positioning, trade flows and regulatory exposure.

© shev.io — All rights reserved.

Table of contents

1 Introduction

1.1 Study Scope and Objectives

1.2 Market Definition

1.3 Inclusions and Exclusions

1.4 Currency, Units and Study Period

2 Research Methodology

2.1 Research Framework

2.2 Primary Research Programme

2.3 Secondary Research Sources

2.4 Market Sizing and Triangulation

2.5 Forecast Model and Scenario Design

3 Executive Summary

3.1 Market Size and Forecast

3.2 Key Segment Findings

3.3 Regional and Competitive Takeaways

4 Market Foundations and Industry Structure

4.1 Vegetable Tannin Chemistry and Extract Properties

4.2 Feedstock and Production Value Chain

4.3 Cost Structure and Pricing

4.4 Purchasing Criteria and Qualification Process

5 Vegetable Tanning Extract Market Dynamics

5.1 Market Drivers

5.1.1 Chrome-Free Leather Specifications

5.1.2 Asian Leather Manufacturing Expansion

5.1.3 Premium Vegetable-Tanned Leather Demand

5.1.4 Wastewater and Chemical Compliance

5.2 Market Restraints

5.2.1 Botanical Feedstock Volatility

5.2.2 Processing-Time and Performance Constraints

5.3 Porter's Five Forces Analysis

5.4 Technology and Substitution Analysis

6 Global Market Size and Forecast

6.1 Historical Market Development, 2021-2024

6.2 Base-Year Market Size, 2025

6.3 Market Forecast, 2026-2031

© shev.io — All rights reserved.

6.4 Upside and Downside Scenarios

7 Market Size and Forecast by Botanical Source

7.1 Wattle or Mimosa

7.2 Quebracho

7.3 Chestnut

7.4 Tara

7.5 Oak, Sumac, Myrobalan and Other Sources

8 Market Size and Forecast by Form and Application

8.1 Powder Extracts

8.2 Liquid Extracts

8.3 Paste and Block Extracts

8.4 Leather Tanning and Retanning

8.5 Adhesives and Resins

8.6 Water and Wastewater Treatment

8.7 Mining, Oilfield and Other Industrial Applications

9 Market Size and Forecast by Leather End Use

9.1 Footwear

9.2 Leather Goods and Accessories

9.3 Automotive and Furniture Upholstery

9.4 Sole, Saddlery and Harness Leather

9.5 Garments, Linings and Other Leather Uses

10 Regional and Country Market Analysis

10.1 North America

10.1.1 United States

10.1.2 Canada

10.1.3 Mexico

10.1.4 Rest of North America

10.2 Europe

10.2.1 Italy

10.2.2 Germany

10.2.3 Spain

10.2.4 France

10.2.5 Turkey

10.2.6 Rest of Europe

10.3 Asia-Pacific

10.3.1 China

10.3.2 India

10.3.3 Vietnam

© shev.io — All rights reserved.

10.3.4 Bangladesh
10.3.5 Indonesia
10.3.6 Japan
10.3.7 Rest of Asia-Pacific
10.4 Latin America
10.4.1 Brazil
10.4.2 Argentina
10.4.3 Peru
10.4.4 Paraguay
10.4.5 Rest of Latin America
10.5 Middle East and Africa
10.5.1 South Africa
10.5.2 Tanzania
10.5.3 Morocco
10.5.4 Egypt
10.5.5 Rest of Middle East and Africa
11 Trade Flows and Regulatory Environment
11.1 HS 3201 International Trade Analysis
11.2 REACH, CLP and Chemical Compliance
11.3 EUDR and Leather Traceability
11.4 ZDHC and Leather Working Group Requirements
12 Competitive Landscape
12.1 Market Concentration and Company Share
12.2 Competitive Benchmarking
12.3 Capacity, Portfolio and Geographic Footprint
12.4 Mergers, Partnerships and Product Launches
13 Company Profiles
13.1 Silvateam S.p.A.
13.2 TANAC S.A.
13.3 Unitán Saica
13.4 Mimosa Extract Company
13.5 NTE Company (Pty) Ltd.
13.6 UCL Company (Pty) Ltd.
13.7 Exandal S.A.C.
13.8 Tannin Corporation
13.9 wet-green GmbH
13.10 Smit & zoon
13.11 TFL Ledertechnik GmbH

© shev.io — All rights reserved.

13.12 Pulcra Chemicals GmbH

14 Strategic Opportunities and Market Outlook

14.1 High-Growth Product and Application Opportunities

14.2 Country Opportunity Ranking

14.3 Strategic Recommendations

© shev.io — All rights reserved.

List of tables

Table 1. Market Snapshot and Headline Forecast

Table 2. Leading and Fastest-Growing Segments

Table 3. Executive Opportunity and Risk Scorecard

Table 4. Market Scope, Inclusions and Exclusions

Table 5. Botanical Feedstocks, Tannin Class and Principal Properties

Table 6. Production Process and Cost-Driver Matrix

Table 7. Tannery Purchasing Criteria by Leather Application

Table 8. Market Driver Impact Assessment by Geography and Horizon

Table 9. Market Restraint Impact Assessment by Geography and Horizon

Table 10. Technology Substitution and Adoption Matrix

Table 11. Feedstock Supply Risk by Botanical Source

Table 12. Global Market Value by Year, 2021-2031

Table 13. Global Market Volume and Average Selling Price by Year

Table 14. Forecast Scenario Assumptions and Outcomes

Table 15. Market Growth Contribution by Segment and Region

Table 16. Market Value and Volume by Botanical Source, 2021-2031

Table 17. Market Value and Volume by Form, 2021-2031

Table 18. Market Value and Volume by Application, 2021-2031

Table 19. Market Value and Volume by Leather End Use, 2021-2031

Table 20. Market Value by Route to Market, 2021-2031

Table 21. North America Market by Country, 2021-2031

Table 22. Europe Market by Country, 2021-2031

Table 23. Asia-Pacific Market by Country, 2021-2031

Table 24. Latin America Market by Country, 2021-2031

Table 25. Middle East and Africa Market by Country, 2021-2031

Table 26. Regional Production, Consumption and Trade Balance

Table 27. Wattle Extract Trade by Leading Exporting and Importing Country

Table 28. Quebracho Extract Trade by Leading Exporting and Importing Country

Table 29. Other Vegetable Tanning Extract Trade by Leading Country

Table 30. Regulatory Requirements and Effective Dates by Market

Table 31. Certification and Chemical-Management Framework Comparison

Table 32. Competitive Benchmark of Leading Suppliers

Table 33. Estimated Supplier Revenue and Capacity

Table 34. Product Portfolio by Botanical Source and Application

Table 35. Mergers, Acquisitions, Partnerships and Product Launches

© shev.io — All rights reserved.

Table 36. Silvateam S.p.A. Company Profile

Table 37. TANAC S.A. Company Profile

Table 38. Unitán Saica Company Profile

Table 39. Mimosa Extract Company Profile

Table 40. NTE Company (Pty) Ltd. Company Profile

Table 41. UCL Company (Pty) Ltd. Company Profile

Table 42. Exandal S.A.C. Company Profile

Table 43. Tannin Corporation Company Profile

Table 44. wet-green GmbH Company Profile

Table 45. Smit & zoon Company Profile

Table 46. TFL Ledertechnik GmbH Company Profile

Table 47. Pulcra Chemicals GmbH Company Profile

Table 48. Strategic Opportunity Matrix

Table 49. Country Opportunity Ranking

Table 50. Product Innovation and Qualification Roadmap

Table 51. Recommended Actions for Producers, Formulators and Investors

Table 52. Market value by year, USD bn

Table 53. Year-over-year value change

Table 54. Drivers — impact on forecast

Table 55. Restraints — impact on forecast

Table 56. Value by botanical Source, USD bn

Table 57. Value by form, USD bn

Table 58. Value by application, USD bn

Table 59. Value by leather End Use, USD bn

Table 60. Value by route to Market, USD bn

Table 61. Market value by region, USD bn

Table 62. Market value by leading country, USD bn

Table 63. Leading companies

© shev.io — All rights reserved.

List of figures

Figure 1. Global Vegetable Tanning Extract Market Value, 2021-2031

Figure 2. Vegetable Tanning Extract Market Growth Contribution by Region, 2025-2031

Figure 3. Vegetable Tanning Extract Value Chain by Production Stage

Figure 4. Extract Performance Positioning by Botanical Source

Figure 5. CAGR Impact of Vegetable Tanning Extract Market Drivers and Restraints

Figure 6. Vegetable versus Mineral and Synthetic Tanning Positioning

Figure 7. Global Market Value and Year-on-Year Growth, 2021-2031

Figure 8. Base, Upside and Downside Market Forecast Scenarios, 2026-2031

Figure 9. Market Share by Botanical Source, 2025

Figure 10. Market Share by Application, 2025

Figure 11. Segment CAGR Comparison, 2025-2031

Figure 12. Global Market Share by Region, 2025

Figure 13. Regional Market CAGR, 2025-2031

Figure 14. Leading Country Markets by Value, 2025

Figure 15. Leading Wattle Extract Exporters by Value, 2024

Figure 16. Leading Quebracho Extract Importers by Volume, 2024

Figure 17. Global Vegetable Tanning Extract Supplier Share, 2025

Figure 18. Competitive Positioning by Feedstock Control and Formulation Capability

Figure 19. Profiled Companies by Primary Feedstock Exposure

Figure 20. Profiled Companies by Geographic Manufacturing Footprint

Figure 21. Opportunity Attractiveness by Application and Region

Figure 22. Incremental Revenue Opportunity by Growth Platform, 2025-2031

Figure 23. Value share by botanical Source, 2025

Figure 24. Value share by application, 2025

Figure 25. Growth rate by region, 2025-2031

© shev.io — All rights reserved.

Executive summary

The global vegetable tanning extract market reached USD XXX billion in 2025 and will expand to USD XXX billion by 2031, advancing at a XX% CAGR. Demand is shifting toward traceable wattle, quebracho, chestnut, tara and emerging olive-derived systems as leather manufacturers reduce reliance on metal-based chemistries and satisfy brand restricted-substance requirements. Asia-Pacific accounts for XX% of market value, supported by its concentration of footwear, leather-goods and automotive-leather production. The report quantifies extract demand by botanical source, form, application, end-use industry, route to market and geography while benchmarking supplier positioning, trade flows and regulatory exposure.

Indicator	Value
Market size 2025	XXX
Forecast 2031	XXX
CAGR	XXX
Largest region	XXX
Fastest region	XXX

Key findings

- The market generated USD XXX billion in 2025 and is forecast to reach USD XXX billion in 2031.
- Asia-Pacific represented XX% of 2025 revenue and will grow at a XX% CAGR through 2031.
- Wattle or mimosa extract led botanical-source revenue with a XX% share in 2025.
- Leather tanning and retanning accounted for XX% of market value in 2025.
- Powdered extracts represented XX% of revenue because they offer concentrated solids, long storage life and economical ocean freight.
- South Africa exported USD XXX million and XXX kilograms of wattle extract in 2024.
- Brazil exported USD XXX million and XXX kilograms of wattle extract in 2024.
- Argentina exported USD XXX million and XXX kilograms of quebracho extract in 2024.

© shev.io — All rights reserved.

Market size and forecast

Market value by year, USD bn

Indicator	2026	2027	2028	2029	2030	2031	CAGR
Market value, USD bn	XXX	XXX	XXX	XXX	XXX	XXX	XXX
Market volume	XXX	XXX	XXX	XXX	XXX	XXX	XXX
Production	XXX	XXX	XXX	XXX	XXX	XXX	XXX
Imports	XXX	XXX	XXX	XXX	XXX	XXX	XXX
Exports	XXX	XXX	XXX	XXX	XXX	XXX	XXX
Apparent consumption	XXX	XXX	XXX	XXX	XXX	XXX	XXX

Source: XXX

Year-over-year value change

Indicator	2027	2028	2029	2030	2031	CAGR
Market value	X%	X%	X%	X%	X%	X%
Production	X%	X%	X%	X%	X%	X%
Imports	X%	X%	X%	X%	X%	X%
Exports	X%	X%	X%	X%	X%	X%

Source: XXX

© shev.io — All rights reserved.

Global Vegetable Tanning Extract Market Trends and Growth Drivers

Vegetable tanning extracts sit at the intersection of forestry, specialty chemicals and leather manufacturing. Demand therefore responds not only to leather output but also to botanical yields, energy costs, freight economics, tannery wastewater standards and the qualification cycles of footwear, automotive and luxury brands.

The strongest structural shift is from commodity tannin supply toward engineered plant-based systems. Producers are modifying extract chemistry, combining botanical sources and pairing tannins with auxiliaries to improve penetration, softness, color control and exhaustion while reducing the operational penalty traditionally associated with full-vegetable tannage.

Supply geography remains highly specialized: wattle is concentrated in southern Africa and Brazil, quebracho in the Gran Chaco, tara in Peru and chestnut in Europe. This creates defensible producer positions but also makes dual sourcing, certified forest management and shipment reliability central to purchasing decisions.

Growth drivers

Chrome-free leather specifications

Footwear, automotive and luxury brands are tightening restricted-substance requirements and requesting metal-free material platforms from tanneries. Vegetable extracts benefit both as full-tannage agents and as components of hybrid wet-white systems, expanding addressable demand beyond traditional sole and saddlery leather.

Asian leather manufacturing expansion

India, China, Vietnam and other Asian production centers combine large tanning capacity with export-oriented footwear and leather-goods industries. Rising technical standards in these clusters increase consumption of standardized powdered extracts and higher-value retanning blends.

Premium vegetable-tanned leather demand

Luxury goods, heritage footwear and accessories use vegetable-tanned leather to deliver patina, firmness, natural color and a strong material-origin narrative. Premium positioning supports higher extract dosages and preserves margins for consistent chestnut, tara and quebracho grades.

Wastewater and chemical compliance

Tanneries face tighter controls on chromium-bearing sludge, hazardous substances and wastewater loads. High-exhaustion vegetable formulations improve bath uptake and support metal-reduction programs, strengthening their role in process redesign and export compliance.

Faster vegetable-tanning technologies

© shev.io — All rights reserved.

Modified extracts, dispersing systems and combination tannages are narrowing the historical gap in process time, softness and consistency. These technologies open applications in nappa, upholstery and fashion leather that were previously difficult for conventional full-vegetable processes.

Bio-based industrial diversification

Polyphenolic extracts are gaining roles in formaldehyde-reduced wood adhesives, flocculants, corrosion-control formulations and drilling fluids. These outlets improve plant utilization and reduce suppliers' dependence on cyclical leather production.

Restraints

Botanical feedstock volatility

Wattle bark, quebracho wood, chestnut wood and tara pods depend on localized agricultural or forestry systems. Drought, harvest timing, land-use competition and freight disruption can tighten supply and widen delivered-cost differences between producing and consuming regions.

Longer processing cycles

Traditional full-vegetable tannage generally requires more process control and time than high-exhaustion chromium systems. The resulting working-capital and throughput penalty limits adoption in high-volume commodity leather unless modified extracts or combination processes are used.

Performance trade-offs

Certain vegetable systems produce firmer leather and can face challenges in pale shades, lightfastness, heat stability and water resistance. Formulators must combine extracts, auxiliaries and finishing technologies to meet automotive, apparel and performance-footwear specifications.

Low-cost incumbent chemistries

Chromium salts and established syntans provide rapid processing, softness and repeatability at competitive cost. Price-sensitive tanneries delay conversion when customers do not compensate them for traceability, metal-free chemistry or environmental performance.

© shev.io — All rights reserved.

Vegetable Tanning Extract Market Driver and Restraint Impact

Drivers — impact on forecast

Driver	Impact on CAGR	Geography	Horizon
Chrome-free leather specifications	XXX	XXX	XXX
Asian leather manufacturing expansion	XXX	XXX	XXX
Premium vegetable-tanned leather demand	XXX	XXX	XXX
Wastewater and chemical compliance	XXX	XXX	XXX
Faster vegetable-tanning technologies	XXX	XXX	XXX
Bio-based industrial diversification	XXX	XXX	XXX

Source: XXX

Restraints — impact on forecast

Restraint	Impact on CAGR	Geography	Horizon
Botanical feedstock volatility	XXX	XXX	XXX
Longer processing cycles	XXX	XXX	XXX
Performance trade-offs	XXX	XXX	XXX
Low-cost incumbent chemistries	XXX	XXX	XXX

Source: XXX

© shev.io — All rights reserved.

Vegetable Tanning Extract Market Segmentation Analysis

By Botanical Source

Wattle leads because plantation supply in South Africa and Brazil supports consistent condensed-tannin grades and large export volumes. Quebracho remains essential for firm leather and blended formulations, while chestnut holds a premium position in European vegetable-tanning systems. Tara grows fastest as light color, hydrolysable tannin chemistry and Peruvian supply expand its role in pale leather and combination tannages.

Value share by botanical Source, 2025

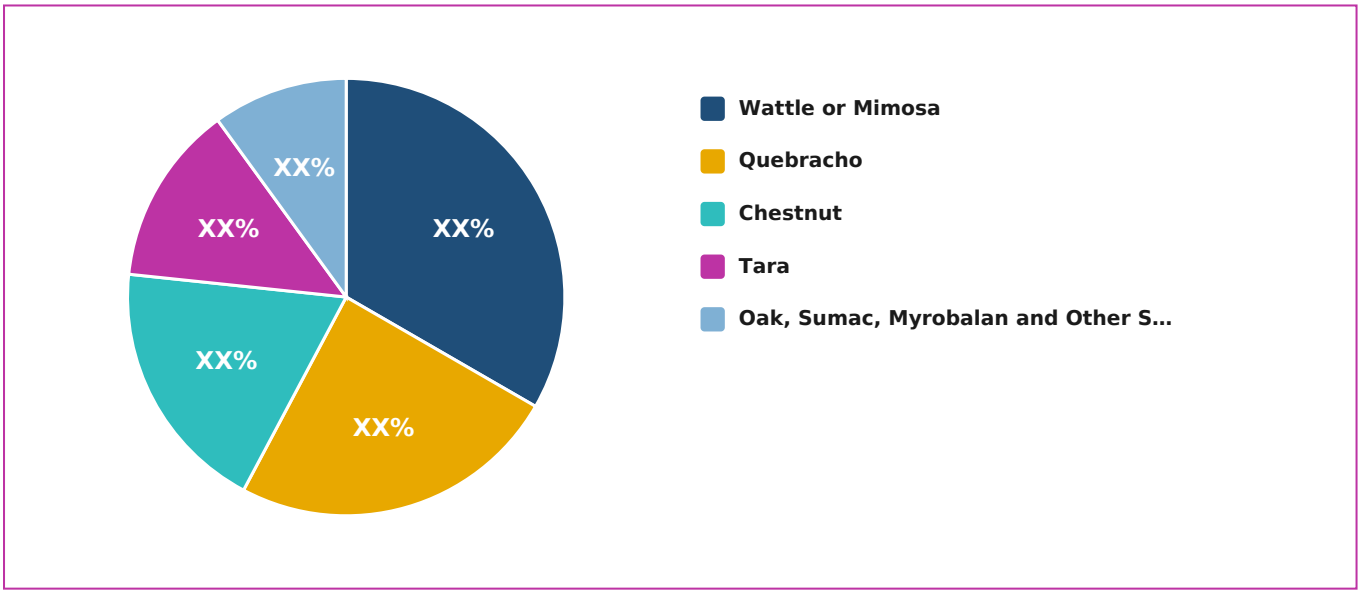

Source: XXX

Value by botanical Source, USD bn

Segment	2026	2027	2028	2029	2030	2031	Share 2025	CAGR
Wattle or Mimosa	XXX	XXX	XXX	XXX	XXX	XXX	XXX	XXX
Quebracho	XXX	XXX	XXX	XXX	XXX	XXX	XXX	XXX
Chestnut	XXX	XXX	XXX	XXX	XXX	XXX	XXX	XXX
Tara	XXX	XXX	XXX	XXX	XXX	XXX	XXX	XXX
Oak, Sumac, Myrobalan and Other Sources	XXX	XXX	XXX	XXX	XXX	XXX	XXX	XXX

Source: XXX

By Form

Spray-dried powder dominates because high solids, storage stability and lower freight intensity fit long-distance trade between extract-producing and leather-processing regions. Liquid blends gain share in

© shev.io — All rights reserved.

integrated tanneries through automated dosing, reduced dust and customized chemistry. Paste and block formats persist in localized traditional processes but lose share as users modernize handling systems.

Value by form, USD bn

Segment	2026	2027	2028	2029	2030	2031	Share 2025	CAGR
Powder	XXX	XXX	XXX	XXX	XXX	XXX	XXX	XXX
Liquid	XXX	XXX	XXX	XXX	XXX	XXX	XXX	XXX
Paste and Block	XXX	XXX	XXX	XXX	XXX	XXX	XXX	XXX

Source: XXX

By Application

Leather remains the core outlet, spanning full vegetable tannage, retanning, filling and metal-free combination systems. Adhesive and resin applications are expanding as manufacturers substitute fossil-derived phenolics in wood panels and specialty binders. Water treatment, mining and oilfield uses provide countercyclical demand and improve utilization of extraction assets.

Value share by application, 2025

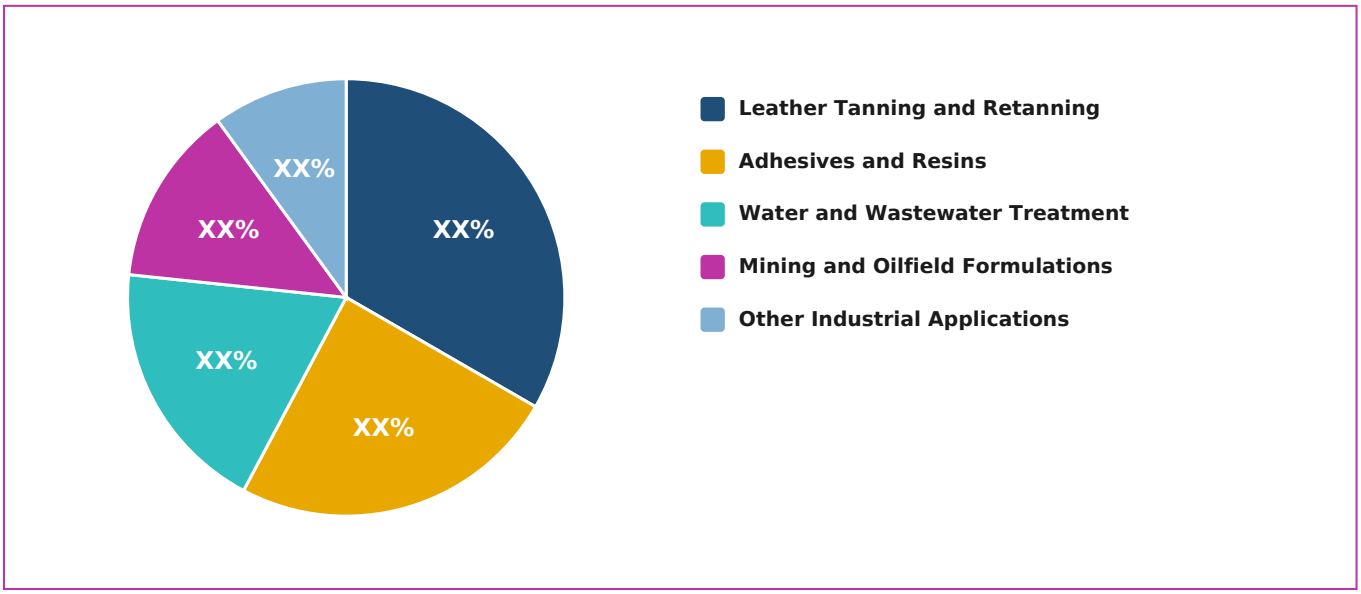

Source: XXX

© shev.io — All rights reserved.

Value by application, USD bn

Segment	2026	2027	2028	2029	2030	2031	Share 2025	CAGR
Leather Tanning and Retanning	XXX	XXX	XXX	XXX	XXX	XXX	XXX	XXX
Adhesives and Resins	XXX	XXX	XXX	XXX	XXX	XXX	XXX	XXX
Water and Wastewater Treatment	XXX	XXX	XXX	XXX	XXX	XXX	XXX	XXX
Mining and Oilfield Formulations	XXX	XXX	XXX	XXX	XXX	XXX	XXX	XXX
Other Industrial Applications	XXX	XXX	XXX	XXX	XXX	XXX	XXX	XXX

Source: XXX

By Leather End Use

Footwear leads through sole, upper, lining and heritage-leather demand, with India, China, Italy, Vietnam and Mexico forming important processing centers. Leather goods benefit from luxury and artisanal positioning, while automotive and furniture applications grow through chrome-free development programs. Saddlery and sole leather retain high extract intensity but expand more slowly than fashion-oriented uses.

Value by leather End Use, USD bn

Segment	2026	2027	2028	2029	2030	2031	Share 2025	CAGR
Footwear	XXX	XXX	XXX	XXX	XXX	XXX	XXX	XXX
Leather Goods and Accessories	XXX	XXX	XXX	XXX	XXX	XXX	XXX	XXX
Automotive and Furniture Upholstery	XXX	XXX	XXX	XXX	XXX	XXX	XXX	XXX
Sole, Saddlery and Harness Leather	XXX	XXX	XXX	XXX	XXX	XXX	XXX	XXX
Garments, Linings and Other Leather Uses	XXX	XXX	XXX	XXX	XXX	XXX	XXX	XXX

Source: XXX

By Route to Market

Direct sales dominate strategic tannery accounts and industrial formulators purchasing container-scale volumes or customized grades. Distributors remain important in fragmented tanning clusters, providing inventory, credit and technical coverage across multiple chemical lines. Agents and digital channels are gaining selectively for standardized grades but remain secondary where product trials and process troubleshooting are decisive.

© shev.io — All rights reserved.

Value by route to Market, USD bn

Segment	2026	2027	2028	2029	2030	2031	Share 2025	CAGR
Direct Sales	XXX	XXX	XXX	XXX	XXX	XXX	XXX	XXX
Distributors	XXX	XXX	XXX	XXX	XXX	XXX	XXX	XXX
Agents and Digital Channels	XXX	XXX	XXX	XXX	XXX	XXX	XXX	XXX

Source: XXX

© shev.io — All rights reserved.

Vegetable Tanning Extract Market Regional Analysis and Country Outlook

Asia-Pacific generated XX% of global revenue in 2025 and remains the largest as well as the fastest-growing region. China is the leading regional market by value, while India records the strongest large-country growth as tanneries invest in export compliance, effluent control and chrome-reduction programs. Vietnam, Bangladesh and Indonesia add incremental demand through footwear and leather-goods supply chains, although purchasing remains highly sensitive to delivered price and technical support.

Europe represented XX% of market value, anchored by Italy's luxury-leather districts and established chestnut-extract expertise. European demand is weighted toward premium, traceable and customized formulations rather than commodity volume. REACH obligations, brand chemical-management programs and the EU Deforestation Regulation's treatment of bovine leather reinforce demand for auditable upstream data across tannery supply chains.

Latin America and the Middle East and Africa form the principal production base for quebracho and wattle extracts. Brazil, Argentina and South Africa combine feedstock access with established extraction capacity, while Mexico, Turkey and North Africa are important consumption centers. North American growth is concentrated in specialty leather, tannin-based industrial formulations and imported finished-leather supply chains.

Growth rate by region, 2025-2031

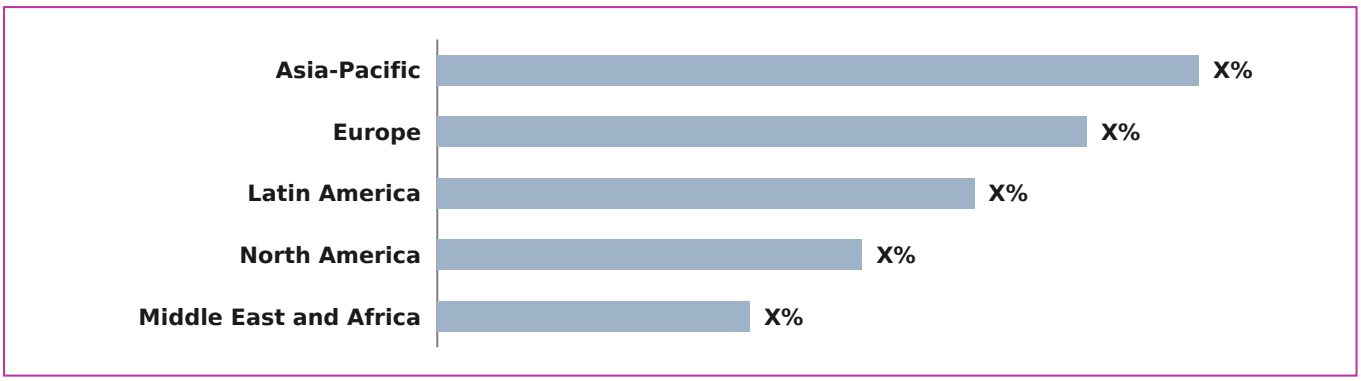

Source: XXX

© shev.io — All rights reserved.

Market value by region, USD bn

Region	2026	2027	2028	2029	2030	2031	Share 2025	CAGR
Asia-Pacific	XXX	XXX	XXX	XXX	XXX	XXX	XXX	XXX
Europe	XXX	XXX	XXX	XXX	XXX	XXX	XXX	XXX
Latin America	XXX	XXX	XXX	XXX	XXX	XXX	XXX	XXX
North America	XXX	XXX	XXX	XXX	XXX	XXX	XXX	XXX
Middle East and Africa	XXX	XXX	XXX	XXX	XXX	XXX	XXX	XXX

Source: XXX

Market value by leading country, USD bn

Country	2025	2031	Share 2025	CAGR
United States	XXX	XXX	XXX	XXX
Germany	XXX	XXX	XXX	XXX
United Kingdom	XXX	XXX	XXX	XXX
Belgium	XXX	XXX	XXX	XXX
Netherlands	XXX	XXX	XXX	XXX
Japan	XXX	XXX	XXX	XXX
China	XXX	XXX	XXX	XXX
Mexico	XXX	XXX	XXX	XXX

Source: XXX

© shev.io — All rights reserved.

Vegetable Tanning Extract Market Competitive Landscape and Company Share

The market is moderately concentrated: the five largest suppliers held XX% of 2025 revenue. Silvateam, TANAC, Unitán Saica, Mimosa Extract Company and NTE Company combine feedstock access, extraction scale and international distribution, while regional specialists compete through botanical differentiation, customized blends and close relationships with tannery clusters.

Vertical integration is a central competitive advantage. Wattle suppliers control or contract plantation forestry in southern Africa and Brazil, quebracho producers operate close to forests in Argentina and Paraguay, and chestnut specialists leverage European extraction and formulation infrastructure. Technical laboratories, application trials and the ability to blend vegetable extracts with auxiliaries increasingly determine supplier selection.

Strategic activity is shifting from commodity consolidation toward technology ownership and portfolio specialization. Silvateam's majority acquisition of wet-green added an olive-derived pretanning platform, while Stahl's divestment of its wet-end leather chemicals business reshaped the competitive field for formulated tanning systems. Investment priorities now include certified forest bases, high-exhaustion products, automated dosing compatibility and verified product-footprint data.

Leading companies

Company	HQ	Est. revenue 2025	Market share 2025	YoY
Silvateam S.p.A.	XXX	XXX	XXX	XXX
TANAC S.A.	XXX	XXX	XXX	XXX
Unitán Saica	XXX	XXX	XXX	XXX
Mimosa Extract Company	XXX	XXX	XXX	XXX
NTE Company (Pty) Ltd.	XXX	XXX	XXX	XXX
UCL Company (Pty) Ltd.	XXX	XXX	XXX	XXX
Exandal S.A.C.	XXX	XXX	XXX	XXX
Tannin Corporation	XXX	XXX	XXX	XXX
wet-green GmbH	XXX	XXX	XXX	XXX
Smit & zoon	XXX	XXX	XXX	XXX
TFL Ledertechnik GmbH	XXX	XXX	XXX	XXX
Pulcra Chemicals GmbH	XXX	XXX	XXX	XXX

Source: XXX

© shev.io — All rights reserved.

Vegetable Tanning Extract Market Forecast and Strategic Opportunities

The market will add USD XXX billion between 2025 and 2031. Base-case growth assumes continued expansion of Asian leather processing, measured substitution of chromium in premium applications and stable availability of plantation wattle, managed quebracho and chestnut feedstocks. Value growth will outpace volume as traceable and performance-modified extracts command higher prices.

The upside scenario is driven by faster brand adoption of metal-free leather, wider use of vegetable pretanning in automotive and upholstery, and stronger commercialization of tannin-based resins and water-treatment products. The downside scenario centers on weak discretionary leather demand, biomass-cost inflation and slower conversion of high-throughput tanneries.

Winning suppliers will sell performance systems rather than undifferentiated tannin solids. Control of botanical origin, consistent extract chemistry, regional technical service and credible chain-of-custody documentation will support premium pricing. Partnerships connecting extract producers, wet-end formulators, tanneries and consumer brands will accelerate qualification cycles.

Opportunities

- Chrome-free automotive and upholstery leather systems
- Traceable extracts linked to certified plantation forestry
- Olive by-product and other circular botanical feedstocks
- High-exhaustion extracts that reduce tannery chemical oxygen demand
- Tannin-based adhesives, resins and water-treatment formulations
- Technical-service partnerships with footwear and luxury-leather clusters

> This preview shows the form and depth of the report. The full report contains every figure, segment- and country-level detail and full company profiles. On purchase all figures are finalised and verified, and the report is delivered within 24–72 hours.

© shev.io — All rights reserved.