

Global Milk Protein Concentrate Market 2026

Market size, segmentation, competitive landscape and outlook

2021-2031

Moving forward, together



Every one of us has, at some point, heard the line from *Alice in Wonderland*: “It takes all the running you can do, to keep in the same place. If you want to get somewhere else, you must run at least twice as fast.” Cliché as the quote has become, our world is changing at extraordinary speed. And yet, to my mind, it matters not only to run fast, but — more importantly — to know where you are running.

We see ourselves as the navigator, ready at the right moment to point out the correct course. By providing current, timely information for the decisions that matter, we aim to protect our clients from missteps and to help them find new opportunities.

It matters to us that you are satisfied with the work we have done. If you have any questions about this report, we will be glad to answer them.

ANDREY SHEVCHENKO, Managing Partner

© shev.io — All rights reserved.

Disclaimer

This report was prepared by shev.io solely for information purposes. shev.io does not guarantee the accuracy and completeness of all information contained in the report, as the data in some sources may have been distorted inadvertently or deliberately. The information presented in this report must not be construed, directly or indirectly, as containing recommendations for further business action. All opinions and estimates contained in this report reflect the authors' judgement as at the date of publication and may be changed without notice.

shev.io accepts no liability for any loss or damage arising from any third party's use of the information contained in this report, including published opinions or conclusions, or for consequences caused by the incompleteness of the information presented. The information presented in this report is obtained from open sources. Additional information may be provided on request.

This document, or any part of it, may not be distributed without the written permission of shev.io, nor reproduced by any means.

© shev.io — All rights reserved.

Terms of use

This report is provided to the user under a **non-exclusive, non-transferable, limited licence** solely for internal use within the purposes for which the report was lawfully acquired.

The user **may not**, in whole or in part, transfer, sell, gift, publish or otherwise distribute the report to third parties, nor pass it to any other legal entities, partner organisations or external teams (including affiliated companies). It is prohibited to place the report (or fragments of it) in the public domain (websites, social networks, messengers, file-sharing services, open-link cloud storage) or to provide access through third-party services where this allows third parties to review the materials.

If the report is purchased by a **company**, its use is permitted **only by that company's employees** for internal tasks. Passing the report to contractors, consultants, freelancers, agencies and any external parties is prohibited.

All exclusive rights to the report — including its structure, texts, data selection, visualisations, tables, charts and design elements — belong to the rights holder (shev.io) or are used on lawful grounds. The user receives the right to use the report only within these terms.

Without shev.io's written consent it is prohibited to create derivative products based on the report, to use it as part of a commercially distributed product or service, or to remove or alter copyright notices.

The use of **short quotations** and fragments is permitted **only in internal documentation** (internal memos, reports, presentations, working correspondence), provided the meaning and context are preserved and the source is credited: *shev.io*. Any publication or use of the materials in places accessible to third parties is permitted only with shev.io's prior written consent.

© shev.io — All rights reserved.

Market at a glance

This demo shows the **form and depth** of the report — real narrative with the detailed figures and tables masked as “XXX”. When you order the report, every figure is finalised and verified for your copy, and the full report is delivered within 24–72 hours.

Indicator	Value
Market size (2025)	USD 3.4 bn
Forecast (2031)	USD 4.9 bn
CAGR (2021-2031)	6.3%
Study period	2021-2031
Largest region	North America · 34.2%
Fastest-growing region	Asia-Pacific · 7.6%
Market concentration	Moderate
Licence	Individual / Company

The global milk protein concentrate market reached USD XXX billion in 2025 and will expand to USD XXX billion by 2031, advancing at a XX% CAGR across the study period. Demand is shifting toward MPC80-89, instantized powders and application-specific proteins for sports nutrition, healthy ageing, clinical nutrition and high-protein dairy. North America held XX% of 2025 revenue, supported by integrated milk-processing capacity and a mature performance-nutrition industry, while Asia-Pacific is forecast to grow fastest at XX% annually. Investment is concentrating on filtration efficiency, heat-stable functionality, low-lactose formulations and secure regional milk pools.

© shev.io — All rights reserved.

Table of contents

1 Introduction and Market Scope

1.1 Milk Protein Concentrate Definition and Classification

1.2 Study Scope, Inclusions and Exclusions

2 Research Methodology

2.1 Primary Research Programme

2.2 Secondary Research and Data Triangulation

2.3 Market Sizing, Pricing and Forecast Model

3 Executive Summary

3.1 Market Size, Share and Growth Snapshot

3.2 Key Investment Takeaways

4 Milk Protein Concentrate Market Dynamics

4.1 Market Drivers and Impact

4.2 Market Restraints and Impact

4.3 Technology and Formulation Trends

4.4 Porter's Five Forces Analysis

5 Global Market Size and Forecast

5.1 Market Value Forecast, 2021-2031

5.2 Market Volume and Pricing Forecast

5.3 Base, Upside and Downside Scenarios

6 Milk Protein Concentrate Market Segmentation

6.1 Market by Protein Concentration

6.2 Market by Form

6.3 Market by Application

6.4 Market by Functional Role

6.5 Market by Sales Channel

7 Milk Protein Concentrate Regional Analysis

7.1 North America

7.1.1 United States

7.1.2 Canada

7.1.3 Mexico

7.2 Europe

7.2.1 Germany

7.2.2 United Kingdom

7.2.3 France

7.2.4 Netherlands

© shev.io — All rights reserved.

7.2.5 Ireland
7.2.6 Rest of Europe
7.3 Asia-Pacific
7.3.1 China
7.3.2 Japan
7.3.3 India
7.3.4 Australia
7.3.5 New Zealand
7.3.6 South Korea
7.3.7 Rest of Asia-Pacific
7.4 Latin America
7.4.1 Brazil
7.4.2 Argentina
7.4.3 Rest of Latin America
7.5 Middle East and Africa
7.5.1 Saudi Arabia
7.5.2 United Arab Emirates
7.5.3 South Africa
7.5.4 Rest of Middle East and Africa
8 Competitive Landscape
8.1 Market Concentration and Supplier Share
8.2 Capacity, Technology and Portfolio Benchmarking
8.3 Company Profiles
8.3.1 Fonterra Co-operative Group
8.3.2 Arla Foods Ingredients
8.3.3 FrieslandCampina Ingredients
8.3.4 Actus Nutrition
8.3.5 Lactalis Ingredients
8.3.6 Glanbia Nutritionals
8.3.7 Idaho Milk Products
8.3.8 Cayuga Milk Ingredients
8.3.9 Tirlán Ingredients
8.3.10 Tatua Co-operative Dairy Company
9 Regulatory and Trade Environment
9.1 Food Standards, Allergens and Protein Claims
9.2 Tariffs, Trade Codes and Market Access
10 Market Outlook and Opportunities
10.1 High-Growth Product and Application Opportunities

© shev.io — All rights reserved.

10.2 Regional Entry and Capacity Opportunities

10.3 Strategic Recommendations and Risk Indicators

© shev.io — All rights reserved.

List of tables

Table 1. Global Market Snapshot, 2021, 2025 and 2031

Table 2. Leading and Fastest-Growing Market Segments

Table 3. Executive Investment Indicators and Risk Monitor

Table 4. Market Definition, Inclusion and Exclusion Framework

Table 5. Primary Interview Sample Structure

Table 6. Secondary Data Source and Validation Matrix

Table 7. Driver Impact by Geography and Forecast Horizon

Table 8. Restraint Impact by Geography and Forecast Horizon

Table 9. Porter's Five Forces Assessment

Table 10. Annual Global Market Value, 2021-2031

Table 11. Annual Global Market Volume, 2021-2031

Table 12. Average Realized Price by Protein-Concentration Band

Table 13. Base, Upside and Downside Forecast Scenarios

Table 14. Market Value and Volume by Protein Concentration, 2021-2031

Table 15. Market Share and CAGR by Protein Concentration

Table 16. Market Value and Volume by Powder and Liquid Form

Table 17. Functional Characteristics and Pricing by MPC Grade

Table 18. Market Value and Volume by Application, 2021-2031

Table 19. Application Share, CAGR and Required MPC Grade

Table 20. Market Value by Functional Role, 2021-2031

Table 21. Formulation Requirements by End-Use Application

Table 22. Market Value and Growth by Sales Channel

Table 23. Customer Type, Contract Structure and Qualification Cycle

Table 24. North America Market Value by Country, 2021-2031

Table 25. Europe Market Value by Country, 2021-2031

Table 26. Asia-Pacific Market Value by Country, 2021-2031

Table 27. Latin America Market Value by Country, 2021-2031

Table 28. Middle East and Africa Market Value by Country, 2021-2031

Table 29. Regional Share, Volume, CAGR and Trade Dependence

Table 30. Supplier Market Share and Concentration Metrics

Table 31. Competitive Benchmarking by Capacity, Geography and Grade Range

Table 32. Fonterra Co-operative Group Company Profile

Table 33. Arla Foods Ingredients Company Profile

Table 34. FrieslandCampina Ingredients Company Profile

Table 35. Actus Nutrition Company Profile

© shev.io — All rights reserved.

Table 36. Lactalis Ingredients Company Profile

Table 37. Glanbia Nutritionals Company Profile

Table 38. Idaho Milk Products Company Profile

Table 39. Cayuga Milk Ingredients Company Profile

Table 40. Tirlán Ingredients Company Profile

Table 41. Tatua Co-operative Dairy Company Profile

Table 42. Incremental Revenue Pool by Segment and Region

Table 43. Strategic Opportunity Matrix: Growth, Margin and Entry Barriers

Table 44. Forecast Risks, Trigger Indicators and Strategic Responses

Table 45. Market value by year, USD bn

Table 46. Year-over-year value change

Table 47. Drivers — impact on forecast

Table 48. Restraints — impact on forecast

Table 49. Value by protein Concentration, USD bn

Table 50. Value by form, USD bn

Table 51. Value by application, USD bn

Table 52. Value by functional Role, USD bn

Table 53. Value by sales Channel, USD bn

Table 54. Market value by region, USD bn

Table 55. Market value by leading country, USD bn

Table 56. Leading companies

© shev.io — All rights reserved.

List of figures

Figure 1. Global Milk Protein Concentrate Market Revenue, 2021-2031

Figure 2. Milk Protein Concentrate Market Revenue and Volume Growth Index

Figure 3. Primary Interview Distribution by Respondent Group

Figure 4. Market-Sizing and Triangulation Workflow

Figure 5. Directional CAGR Impact of Milk Protein Concentrate Market Drivers

Figure 6. Directional CAGR Impact of Market Restraints

Figure 7. Global Market Value Forecast, 2021-2031

Figure 8. Global MPC Volume Forecast, 2021-2031

Figure 9. Market Share by Protein Concentration, 2025

Figure 10. Growth by Protein Concentration and Form, 2021-2031

Figure 11. Milk Protein Concentrate Market Share by Application, 2025

Figure 12. Application CAGR Ranking, 2021-2031

Figure 13. Market Revenue by Sales Channel, 2025

Figure 14. Customer Procurement Priorities by Importance Score

Figure 15. Global Market Share by Region, 2025

Figure 16. Regional Market CAGR, 2021-2031

Figure 17. Estimated Milk Protein Concentrate Supplier Market Share, 2025

Figure 18. Competitive Positioning by Scale and Product Specialization

Figure 19. Incremental Revenue Opportunity by Application, 2025-2031

Figure 20. Opportunity Attractiveness by Segment

Figure 21. Value share by protein Concentration, 2025

Figure 22. Value share by application, 2025

Figure 23. Growth rate by region, 2025-2031

© shev.io — All rights reserved.

Executive summary

The global milk protein concentrate market reached USD XXX billion in 2025 and will expand to USD XXX billion by 2031, advancing at a XX% CAGR across the study period. Demand is shifting toward MPC80-89, instantized powders and application-specific proteins for sports nutrition, healthy ageing, clinical nutrition and high-protein dairy. North America held XX% of 2025 revenue, supported by integrated milk-processing capacity and a mature performance-nutrition industry, while Asia-Pacific is forecast to grow fastest at XX% annually. Investment is concentrating on filtration efficiency, heat-stable functionality, low-lactose formulations and secure regional milk pools.

Indicator	Value
Market size 2025	XXX
Forecast 2031	XXX
CAGR	XXX
Largest region	XXX
Fastest region	XXX

Key findings

- Global market revenue reached USD XXX billion in 2025 and will reach USD XXX billion in 2031.
- Market value expands at a XX% CAGR across 2021-2031, compared with a XX% CAGR for physical volume.
- North America accounted for XX% of global revenue in 2025.
- Asia-Pacific is the fastest-growing region, with a XX% CAGR through 2031.
- MPC40-59 remained the largest protein-concentration band at XX% of 2025 revenue, while MPC80-89 grows fastest at XX%.
- Powder products represented XX% of market revenue in 2025 because of their shelf life, exportability and formulation flexibility.
- Nutritional fortification accounted for XX% of demand by functional role.
- Sports, performance and clinical nutrition formed the largest application group at XX% of 2025 revenue.

© shev.io — All rights reserved.

Market size and forecast

Market value by year, USD bn

Indicator	2026	2027	2028	2029	2030	2031	CAGR
Market value, USD bn	XXX	XXX	XXX	XXX	XXX	XXX	XXX
Market volume	XXX	XXX	XXX	XXX	XXX	XXX	XXX
Production	XXX	XXX	XXX	XXX	XXX	XXX	XXX
Imports	XXX	XXX	XXX	XXX	XXX	XXX	XXX
Exports	XXX	XXX	XXX	XXX	XXX	XXX	XXX
Apparent consumption	XXX	XXX	XXX	XXX	XXX	XXX	XXX

Source: XXX

Year-over-year value change

Indicator	2027	2028	2029	2030	2031	CAGR
Market value	X%	X%	X%	X%	X%	X%
Production	X%	X%	X%	X%	X%	X%
Imports	X%	X%	X%	X%	X%	X%
Exports	X%	X%	X%	X%	X%	X%

Source: XXX

© shev.io — All rights reserved.

Global Milk Protein Concentrate Market Trends and Growth Drivers

Milk protein concentrate sits at the intersection of commodity dairy processing and high-value nutritional formulation. Its economics begin with milk-solids availability and membrane yield, but realized margins depend on protein concentration, solubility, heat stability, flavor and the depth of technical support supplied to customers.

Demand is moving from conventional dairy enrichment toward products designed around explicit protein targets. Sports powders remain important, but the larger strategic opportunity lies in ready-to-drink nutrition, healthy-ageing products, clinical foods, fortified snacks and mainstream dairy products carrying high-protein claims.

Supply growth requires more than incremental spray-drying capacity. Producers must coordinate ultrafiltration, diafiltration, mineral control, evaporation, drying and agglomeration while maintaining microbiological quality and lot consistency. These requirements create defensible positions for integrated processors with secure milk pools and application laboratories.

Growth drivers

High-protein sports nutrition enters the mainstream

Protein powders, bars, ready-to-drink shakes and fortified snacks are reaching consumers beyond traditional strength-training cohorts. MPC benefits from its complete amino-acid profile, mixed fast- and slow-digesting proteins and compatibility with products positioned for satiety, recovery and everyday wellness.

Healthy ageing expands medical and senior nutrition

Older consumers and healthcare providers are increasing their focus on muscle maintenance, recovery and protein density. MPC80-89 gives formulators a compact protein source with strong sensory performance, supporting oral nutritional supplements, meal replacements and senior-focused foods.

Mainstream food fortification broadens the addressable market

Dairy drinks, yogurts, cereals, bakery products and snacks are moving from basic protein claims toward higher protein density per serving. MPC supplies both nutrition and texture, enabling manufacturers to simplify formulations while increasing declared protein content.

Early-life nutrition manufacturing scales in Asia

Premium infant, maternal and growing-up nutrition products remain important outlets for tightly specified dairy proteins. Chinese and Southeast Asian manufacturers are diversifying suppliers and demanding traceability, microbiological control and application support, favoring established MPC producers.

Membrane and agglomeration advances improve functionality

© shev.io — All rights reserved.

Better ultrafiltration, diafiltration, spray drying and agglomeration are reducing lactose, controlling mineral balance and improving dispersibility. These advances allow higher-protein MPC to enter beverages and other demanding applications that historically relied on whey isolates or complex stabilizer systems.

Clean-label formulation favors multifunctional dairy protein

MPC can contribute protein, water binding, emulsification and texture through a recognizable dairy ingredient declaration. Manufacturers are using that multifunctionality to reduce formulation complexity in cultured dairy, processed foods and nutrition products.

Restraints

Milk and processing-cost volatility compress margins

Farmgate milk prices, seasonal milk-solids availability, electricity, natural gas and drying costs directly affect MPC economics. Producers without integrated milk procurement or flexible product-mix capability face greater difficulty maintaining contract margins during rapid commodity cycles.

High-protein grades present formulation challenges

MPC80-89 can develop poor solubility during storage and may destabilize under high heat, mineral loading or acidic conditions. Qualification cycles therefore remain lengthy for ready-to-drink beverages and clinical products, limiting rapid substitution between suppliers.

Alternative proteins intensify price and functionality competition

Whey proteins compete on rapid digestion and beverage clarity, caseinates on emulsification, and plant proteins on dairy-free positioning. Precision-fermentation dairy proteins also attract investment in premium nutrition, increasing the importance of MPC differentiation through functionality and cost-in-use.

Regulatory boundaries restrict standardized-food use

Milk-allergen declarations are mandatory in major markets, while standards of identity can limit MPC use in products sold under regulated dairy names. Exporters also manage divergent compositional, microbiological and infant-nutrition requirements across jurisdictions.

© shev.io — All rights reserved.

Milk Protein Concentrate Market Driver and Restraint Impact

Drivers — impact on forecast

Driver	Impact on CAGR	Geography	Horizon
High-protein sports nutrition enters the mainstream	XXX	XXX	XXX
Healthy ageing expands medical and senior nutrition	XXX	XXX	XXX
Mainstream food fortification broadens the addressable market	XXX	XXX	XXX
Early-life nutrition manufacturing scales in Asia	XXX	XXX	XXX
Membrane and agglomeration advances improve functionality	XXX	XXX	XXX
Clean-label formulation favors multifunctional dairy protein	XXX	XXX	XXX

Source: XXX

Restraints — impact on forecast

Restraint	Impact on CAGR	Geography	Horizon
Milk and processing-cost volatility compress margins	XXX	XXX	XXX
High-protein grades present formulation challenges	XXX	XXX	XXX
Alternative proteins intensify price and functionality competition	XXX	XXX	XXX
Regulatory boundaries restrict standardized-food use	XXX	XXX	XXX

Source: XXX

© shev.io — All rights reserved.

Milk Protein Concentrate Market Segmentation Analysis

By Protein Concentration

MPC40-59 leads because it balances protein enrichment, lactose content, functionality and cost for dairy and prepared-food applications. MPC60-79 serves higher-protein dairy, bakery and nutritional formulations. MPC80-89 gains share as sports, clinical and healthy-ageing products seek greater protein density and lower lactose.

Value share by protein Concentration, 2025

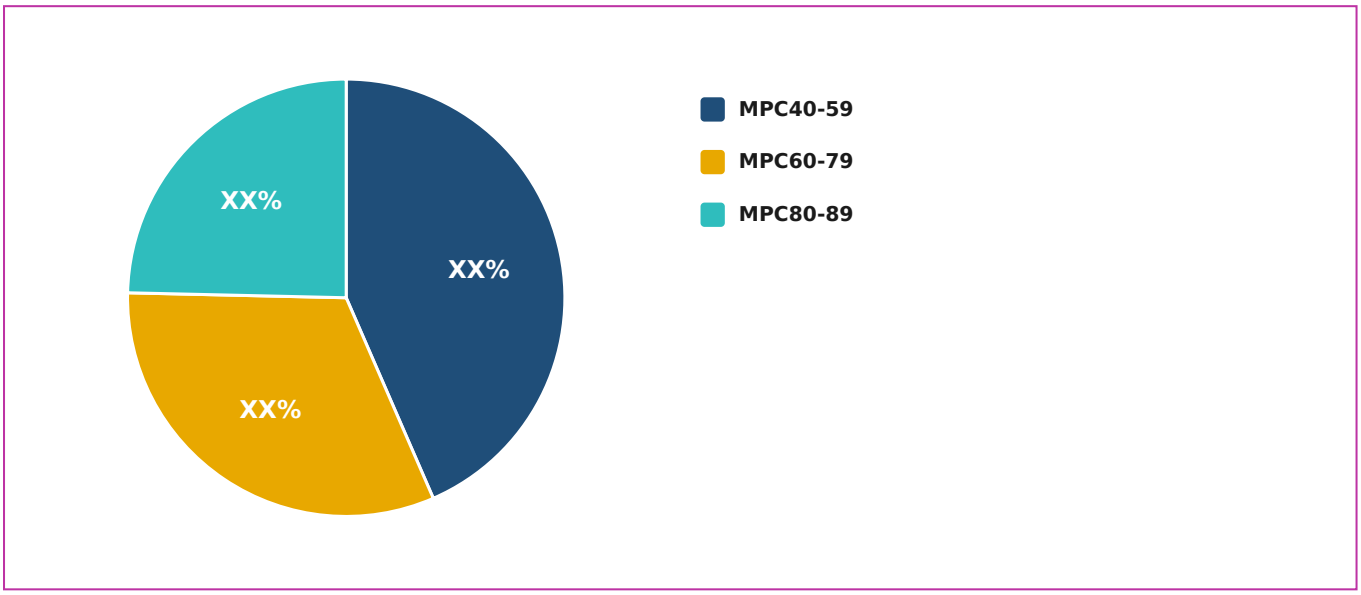

Source: XXX

Value by protein Concentration, USD bn

Segment	2026	2027	2028	2029	2030	2031	Share 2025	CAGR
MPC40-59	XXX	XXX	XXX	XXX	XXX	XXX	XXX	XXX
MPC60-79	XXX	XXX	XXX	XXX	XXX	XXX	XXX	XXX
MPC80-89	XXX	XXX	XXX	XXX	XXX	XXX	XXX	XXX

Source: XXX

By Form

Powder dominates international trade and long-distance distribution because it offers extended shelf life, standardized solids and flexible dosing. Liquid MPC is concentrated around integrated dairy clusters, where nearby processors can use refrigerated ultrafiltered milk without drying costs. Liquid formats grow steadily in cheese, cultured dairy and fresh beverage systems.

© shev.io — All rights reserved.

Value by form, USD bn

Segment	2026	2027	2028	2029	2030	2031	Share 2025	CAGR
Powder	XXX	XXX	XXX	XXX	XXX	XXX	XXX	XXX
Liquid	XXX	XXX	XXX	XXX	XXX	XXX	XXX	XXX

Source: XXX

By Application

Performance and clinical nutrition lead through high protein density and complete amino-acid positioning. Dairy foods remain a large outlet because MPC raises yield, solids and texture in cheese and cultured products. Beverages grow fastest as manufacturers develop shelf-stable shakes, coffee products and meal replacements, increasing demand for heat-stable MPC.

Value share by application, 2025

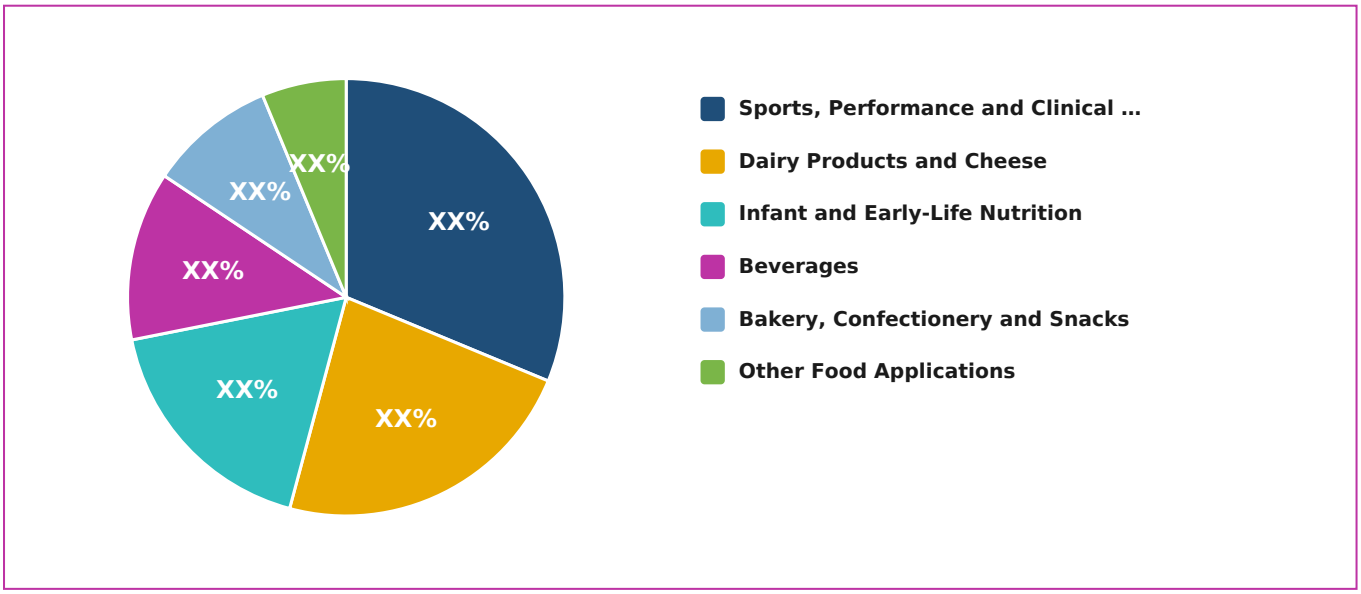

Source: XXX

© shev.io — All rights reserved.

Value by application, USD bn

Segment	2026	2027	2028	2029	2030	2031	Share 2025	CAGR
Sports, Performance and Clinical Nutrition	XXX	XXX	XXX	XXX	XXX	XXX	XXX	XXX
Dairy Products and Cheese	XXX	XXX	XXX	XXX	XXX	XXX	XXX	XXX
Infant and Early-Life Nutrition	XXX	XXX	XXX	XXX	XXX	XXX	XXX	XXX
Beverages	XXX	XXX	XXX	XXX	XXX	XXX	XXX	XXX
Bakery, Confectionery and Snacks	XXX	XXX	XXX	XXX	XXX	XXX	XXX	XXX
Other Food Applications	XXX	XXX	XXX	XXX	XXX	XXX	XXX	XXX

Source: XXX

By Functional Role

Fortification is the primary purchasing rationale across nutrition powders, beverages and protein-enriched foods. Water binding and texturization are particularly important in cultured dairy, cheese and bakery. Emulsification supports sauces, prepared foods and beverages, while specialized heat-stability systems achieve the fastest growth.

Value by functional Role, USD bn

Segment	2026	2027	2028	2029	2030	2031	Share 2025	CAGR
Nutritional Fortification	XXX	XXX	XXX	XXX	XXX	XXX	XXX	XXX
Water Binding and Texturization	XXX	XXX	XXX	XXX	XXX	XXX	XXX	XXX
Emulsification	XXX	XXX	XXX	XXX	XXX	XXX	XXX	XXX
Heat Stability and Beverage Functionality	XXX	XXX	XXX	XXX	XXX	XXX	XXX	XXX
Other Functional Roles	XXX	XXX	XXX	XXX	XXX	XXX	XXX	XXX

Source: XXX

By Sales Channel

Large nutrition and food manufacturers buy directly because qualification includes plant audits, application trials and detailed compositional specifications. Distributors remain important for smaller formulators, spot demand and markets where suppliers lack local warehousing or regulatory support.

© shev.io — All rights reserved.

Value by sales Channel, USD bn

Segment	2026	2027	2028	2029	2030	2031	Share 2025	CAGR
Direct Sales	XXX	XXX	XXX	XXX	XXX	XXX	XXX	XXX
Distributors and Traders	XXX	XXX	XXX	XXX	XXX	XXX	XXX	XXX

Source: XXX

© shev.io — All rights reserved.

Milk Protein Concentrate Market Regional Analysis and Country Outlook

North America led the market with XX% of 2025 revenue. The United States combines large milk pools, established ultrafiltration capacity and deep demand from sports nutrition, weight-management, clinical nutrition and high-protein food manufacturers. Supply is clustered around major dairy states, while direct technical collaboration between processors and branded nutrition companies supports premium application-specific grades.

Europe represented XX% of 2025 revenue, anchored by dairy-processing networks in Germany, the Netherlands, Ireland, Denmark and France. European demand is shaped by clinical nutrition, infant formula, protein-enriched dairy and clean-label formulation, while energy efficiency, milk-allergen disclosure and environmental performance exert greater influence on supplier selection.

Asia-Pacific accounted for XX% of revenue and will grow at XX% annually through 2031. China remains the region's largest demand center, while India and Southeast Asia generate the strongest incremental demand through expanding nutrition manufacturing and premium dairy consumption. Australia and New Zealand remain strategically important export production bases, supplying high-specification proteins to customers across Asia.

Growth rate by region, 2025-2031

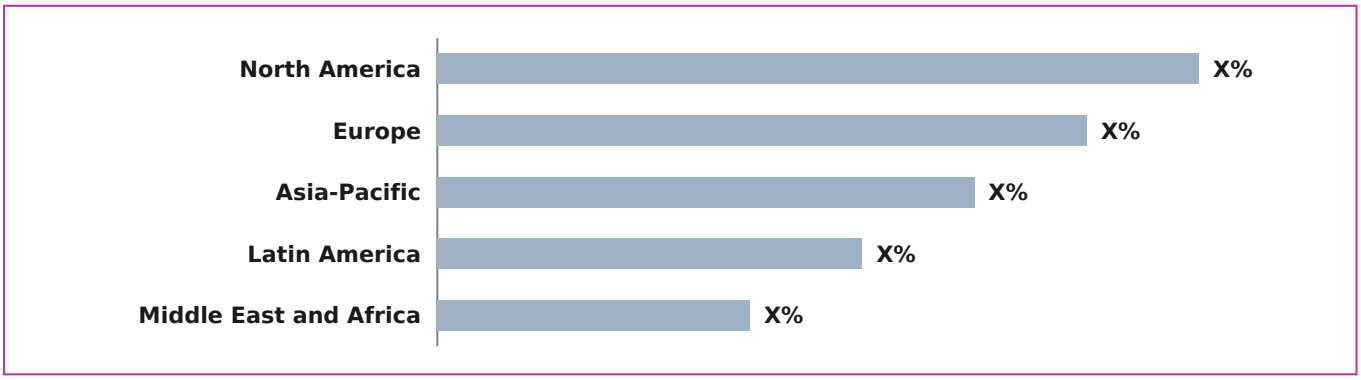

Source: XXX

© shev.io — All rights reserved.

Market value by region, USD bn

Region	2026	2027	2028	2029	2030	2031	Share 2025	CAGR
North America	XXX	XXX	XXX	XXX	XXX	XXX	XXX	XXX
Europe	XXX	XXX	XXX	XXX	XXX	XXX	XXX	XXX
Asia-Pacific	XXX	XXX	XXX	XXX	XXX	XXX	XXX	XXX
Latin America	XXX	XXX	XXX	XXX	XXX	XXX	XXX	XXX
Middle East and Africa	XXX	XXX	XXX	XXX	XXX	XXX	XXX	XXX

Source: XXX

Market value by leading country, USD bn

Country	2025	2031	Share 2025	CAGR
United States	XXX	XXX	XXX	XXX
Germany	XXX	XXX	XXX	XXX
United Kingdom	XXX	XXX	XXX	XXX
Belgium	XXX	XXX	XXX	XXX
Netherlands	XXX	XXX	XXX	XXX
Japan	XXX	XXX	XXX	XXX
China	XXX	XXX	XXX	XXX
Mexico	XXX	XXX	XXX	XXX

Source: XXX

© shev.io — All rights reserved.

Milk Protein Concentrate Market Competitive Landscape and Company Share

The market is moderately concentrated: the five largest suppliers generated XX% of 2025 revenue. Fonterra, Arla Foods Ingredients, FrieslandCampina Ingredients, Actus Nutrition and Lactalis Ingredients combine broad milk access, filtration assets, application laboratories and multinational customer relationships, while specialist producers compete through freshness, customized mineral profiles and shorter development cycles.

Capital deployment is moving toward higher-value proteins rather than undifferentiated milk powder. Fonterra's NZD XXX Studholme protein hub, Idaho Milk Products' USD XXX million integrated expansion and Cayuga Milk Ingredients' USD XXX million investment illustrate the premium placed on flexible filtration, blending and downstream formulation capability.

Competitive advantage increasingly rests on repeatable functionality rather than protein percentage alone. Suppliers are differentiating through heat stability, rapid hydration, low lactose, neutral flavor, instantization, sustainability documentation and co-development services. Acquisitions in adjacent whey and nutritional-protein assets are also expanding technical portfolios and customer access.

Leading companies

Company	HQ	Est. revenue 2025	Market share 2025	YoY
Fonterra Co-operative Group	XXX	XXX	XXX	XXX
Arla Foods Ingredients	XXX	XXX	XXX	XXX
FrieslandCampina Ingredients	XXX	XXX	XXX	XXX
Actus Nutrition	XXX	XXX	XXX	XXX
Lactalis Ingredients	XXX	XXX	XXX	XXX
Glanbia Nutritionals	XXX	XXX	XXX	XXX
Idaho Milk Products	XXX	XXX	XXX	XXX
Cayuga Milk Ingredients	XXX	XXX	XXX	XXX
Tirlán Ingredients	XXX	XXX	XXX	XXX
Tatua Co-operative Dairy Company	XXX	XXX	XXX	XXX

Source: XXX

© shev.io — All rights reserved.

Milk Protein Concentrate Market Forecast and Opportunities to 2031

Global revenue will rise from USD XXX billion in 2025 to USD XXX billion in 2031 as higher protein inclusion and a richer grade mix outpace physical volume growth. MPC80-89, heat-stable beverage grades and low-lactose products will capture a disproportionate share of incremental value, while MPC40-59 retains a large role in dairy and food applications.

The base-case forecast assumes steady milk availability, continued nutrition-category growth and measured capacity additions. A stronger scenario emerges if ready-to-drink protein beverages resolve heat-stability constraints more quickly; the principal downside scenario combines weak dairy margins, elevated energy costs and substitution toward lower-cost whey or plant-protein systems.

Winning suppliers will align milk procurement, membrane processing, drying and customer application support within a single quality system. Traceable emissions data, regional inventory, formulation assistance and the ability to customize solubility and mineral balance will become central to multi-year supply awards.

Opportunities

- Heat-stable MPC for ready-to-drink beverages
- Low-lactose MPC for digestive-wellness positioning
- MPC80-89 for healthy-ageing and clinical formulations
- Locally produced MPC in import-dependent Asian markets
- Application-specific blends for high-protein bakery and snacks
- Lower-carbon proteins supported by farm-level emissions data

> This preview shows the form and depth of the report. The full report contains every figure, segment- and country-level detail and full company profiles. On purchase all figures are finalised and verified, and the report is delivered within 24–72 hours.

© shev.io — All rights reserved.