

Global White Cement Market 2026

Market size, segmentation, competitive landscape and outlook

2021-2031

Moving forward, together



Every one of us has, at some point, heard the line from *Alice in Wonderland*: “It takes all the running you can do, to keep in the same place. If you want to get somewhere else, you must run at least twice as fast.” Cliché as the quote has become, our world is changing at extraordinary speed. And yet, to my mind, it matters not only to run fast, but — more importantly — to know where you are running.

We see ourselves as the navigator, ready at the right moment to point out the correct course. By providing current, timely information for the decisions that matter, we aim to protect our clients from missteps and to help them find new opportunities.

It matters to us that you are satisfied with the work we have done. If you have any questions about this report, we will be glad to answer them.

ANDREY SHEVCHENKO, Managing Partner

© shev.io — All rights reserved.

Disclaimer

This report was prepared by shev.io solely for information purposes. shev.io does not guarantee the accuracy and completeness of all information contained in the report, as the data in some sources may have been distorted inadvertently or deliberately. The information presented in this report must not be construed, directly or indirectly, as containing recommendations for further business action. All opinions and estimates contained in this report reflect the authors' judgement as at the date of publication and may be changed without notice.

shev.io accepts no liability for any loss or damage arising from any third party's use of the information contained in this report, including published opinions or conclusions, or for consequences caused by the incompleteness of the information presented. The information presented in this report is obtained from open sources. Additional information may be provided on request.

This document, or any part of it, may not be distributed without the written permission of shev.io, nor reproduced by any means.

© shev.io — All rights reserved.

Terms of use

This report is provided to the user under a **non-exclusive, non-transferable, limited licence** solely for internal use within the purposes for which the report was lawfully acquired.

The user **may not**, in whole or in part, transfer, sell, gift, publish or otherwise distribute the report to third parties, nor pass it to any other legal entities, partner organisations or external teams (including affiliated companies). It is prohibited to place the report (or fragments of it) in the public domain (websites, social networks, messengers, file-sharing services, open-link cloud storage) or to provide access through third-party services where this allows third parties to review the materials.

If the report is purchased by a **company**, its use is permitted **only by that company's employees** for internal tasks. Passing the report to contractors, consultants, freelancers, agencies and any external parties is prohibited.

All exclusive rights to the report — including its structure, texts, data selection, visualisations, tables, charts and design elements — belong to the rights holder (shev.io) or are used on lawful grounds. The user receives the right to use the report only within these terms.

Without shev.io's written consent it is prohibited to create derivative products based on the report, to use it as part of a commercially distributed product or service, or to remove or alter copyright notices.

The use of **short quotations** and fragments is permitted **only in internal documentation** (internal memos, reports, presentations, working correspondence), provided the meaning and context are preserved and the source is credited: *shev.io*. Any publication or use of the materials in places accessible to third parties is permitted only with shev.io's prior written consent.

© shev.io — All rights reserved.

Market at a glance

This demo shows the **form and depth** of the report — real narrative with the detailed figures and tables masked as “XXX”. When you order the report, every figure is finalised and verified for your copy, and the full report is delivered within 24–72 hours.

Indicator	Value
Market size (2025)	USD 10.4 bn
Forecast (2031)	USD 14.9 bn
CAGR (2021-2031)	6.2%
Study period	2021-2031
Largest region	Asia-Pacific · 46%
Fastest-growing region	Asia-Pacific · 7.1%
Market concentration	Moderate
Licence	Individual / Company

The global white cement market reached USD XXX billion in 2025 and will expand to USD XXX billion by 2031, advancing at a XX% CAGR. Asia-Pacific accounted for XX% of 2025 revenue, supported by residential finishing, wall-putty consumption, premium tile systems and expanding precast construction. White Portland cement remained the core product category, while white-cement-based putty and dry-mix applications delivered the strongest incremental demand. Producers with secure access to low-iron limestone, export terminals, application-development capabilities and lower-carbon clinker will capture a disproportionate share of forecast growth.

© shev.io — All rights reserved.

Table of contents

1 Introduction and Report Scope

1.1 White Cement Market Definition

1.2 Product Scope and Exclusions

1.3 Study Period, Units and Currency

2 Research Methodology

2.1 Primary Research Programme

2.2 Secondary Research Sources

2.3 Market Sizing and Data Triangulation

2.4 Forecast Model and Scenario Design

3 Executive Summary

3.1 Market Size and Forecast

3.2 Key Segment and Regional Findings

3.3 Strategic Takeaways

4 White Cement Market Dynamics

4.1 Growth Drivers

4.1.1 Premium Urban Construction

4.1.2 Wall Putty and Dry-Mix Penetration

4.1.3 Architectural Precast and Decorative Concrete

4.2 Market Restraints

4.3 Market Opportunities

4.4 Porter's Five Forces Analysis

5 Global White Cement Market Size and Forecast

5.1 Revenue Forecast, 2021-2031

5.2 Volume Forecast, 2021-2031

5.3 Price and Margin Outlook

5.4 Forecast Scenarios

6 Market Size and Forecast by Product Type

6.1 White Portland Cement

6.2 White Masonry Cement

6.3 Other White Hydraulic and Blended Cement

7 Market Size and Forecast by Application

7.1 Architectural Concrete and Façades

7.2 Wall Putty, Plaster and Render

7.3 Tile Adhesives and Grouts

7.4 Precast and Concrete Products

© shev.io — All rights reserved.

7.5 Terrazzo and Decorative Flooring

7.6 Other Applications

8 Market Size and Forecast by Packaging, End User and Channel

8.1 Bagged White Cement

8.2 Bulk White Cement

8.3 Residential End Users

8.4 Commercial and Institutional End Users

8.5 Infrastructure End Users

8.6 Distribution Channel Analysis

9 White Cement Market Regional Analysis

9.1 North America

9.1.1 United States

9.1.2 Canada

9.1.3 Mexico

9.1.4 Rest of North America

9.2 Europe

9.2.1 Germany

9.2.2 United Kingdom

9.2.3 France

9.2.4 Italy

9.2.5 Spain

9.2.6 Türkiye

9.2.7 Rest of Europe

9.3 Asia-Pacific

9.3.1 China

9.3.2 India

9.3.3 Japan

9.3.4 South Korea

9.3.5 Australia

9.3.6 Indonesia

9.3.7 Vietnam

9.3.8 Rest of Asia-Pacific

9.4 Middle East and Africa

9.4.1 Saudi Arabia

9.4.2 United Arab Emirates

9.4.3 Egypt

9.4.4 South Africa

9.4.5 Rest of Middle East and Africa

© shev.io — All rights reserved.

9.5 Latin America
9.5.1 Brazil
9.5.2 Colombia
9.5.3 Argentina
9.5.4 Rest of Latin America
10 International Trade, Pricing and Supply
10.1 HS 2523.21 Import Analysis
10.2 HS 2523.21 Export Analysis
10.3 Freight and Delivered-Cost Analysis
11 Competitive Landscape
11.1 Market Concentration and Company Share
11.2 Capacity and Geographic Footprint Benchmark
11.3 Strategic Developments and M&A
11.4 Company Profiles
11.4.1 Cementir Holding N.V.
11.4.2 Çimsa Çimento Sanayi ve Ticaret A.Ş.
11.4.3 UltraTech Cement Limited
11.4.4 JK Cement Limited
11.4.5 CEMEX S.A.B. de C.V.
11.4.6 Cementos Molins S.A.
11.4.7 Cementos Argos S.A.
11.4.8 Saveh White Cement Company
11.4.9 Federal White Cement Ltd.
11.4.10 Royal El Minya Cement Co.
12 Regulation, Standards and Sustainability
12.1 Product Standards and Compliance
12.2 CBAM and Carbon Pricing
12.3 Low-Carbon White Cement Technology
13 Forecast Opportunities and Strategic Recommendations
13.1 High-Growth Applications
13.2 Priority Markets and Entry Strategies
13.3 Investment and Partnership Opportunities

© shev.io — All rights reserved.

List of tables

Table 1. Global White Cement Market Snapshot, 2021-2031

Table 2. Headline Forecast by Value, Volume and Average Selling Price

Table 3. Key Market Indicators and Strategic Implications

Table 4. White Cement Market Drivers: Impact, Geography and Time Horizon

Table 5. White Cement Market Restraints: Impact, Geography and Time Horizon

Table 6. Porter's Five Forces Assessment for the White Cement Industry

Table 7. Global White Cement Revenue by Year, 2021-2031

Table 8. Global White Cement Volume by Year, 2021-2031

Table 9. Average Selling Price by Region, 2021-2031

Table 10. Forecast Scenario Assumptions and Market Outcomes

Table 11. White Cement Market Value and Volume by Product Type, 2021-2031

Table 12. White Cement Market Value and Volume by Application, 2021-2031

Table 13. White Cement Market Value and Volume by Packaging, 2021-2031

Table 14. White Cement Market Value and Volume by End User, 2021-2031

Table 15. White Cement Market Value and Volume by Distribution Channel, 2021-2031

Table 16. Segment Growth, Price Premium and Margin Attractiveness Matrix

Table 17. North America White Cement Market by Country, 2021-2031

Table 18. Europe White Cement Market by Country, 2021-2031

Table 19. Asia-Pacific White Cement Market by Country, 2021-2031

Table 20. Middle East and Africa White Cement Market by Country, 2021-2031

Table 21. Latin America White Cement Market by Country, 2021-2031

Table 22. Regional Production, Consumption, Imports and Exports Balance

Table 23. White Portland Cement Imports by Leading Country, HS 2523.21

Table 24. White Portland Cement Exports by Leading Country, HS 2523.21

Table 25. Delivered White Cement Price Build-Up by Major Trade Lane

Table 26. White Cement Competitive Benchmark: Share, Capacity, Footprint and Brands

Table 27. White Cement Plants, Grinding Facilities and Distribution Terminals

Table 28. Cementir Holding Company Profile

Table 29. Çimsa Company Profile

Table 30. UltraTech Cement Company Profile

Table 31. JK Cement Company Profile

Table 32. CEMEX Company Profile

Table 33. Cementos Molins Company Profile

Table 34. Cementos Argos Company Profile

Table 35. Saveh White Cement Company Profile

© shev.io — All rights reserved.

Table 36. Federal White Cement Company Profile

Table 37. Royal El Minya Cement Company Profile

Table 38. White Cement Standards and Regulatory Requirements by Market

Table 39. Decarbonisation Technologies, Readiness and Cost Implications

Table 40. White Cement Opportunity Matrix by Region and Application

Table 41. Capacity, Terminal and Downstream Investment Priorities

Table 42. Strategic Recommendations for Producers, Investors and Distributors

Table 43. Market value by year, USD bn

Table 44. Year-over-year value change

Table 45. Drivers — impact on forecast

Table 46. Restraints — impact on forecast

Table 47. Value by product Type, USD bn

Table 48. Value by application, USD bn

Table 49. Value by packaging, USD bn

Table 50. Value by end User, USD bn

Table 51. Value by distribution Channel, USD bn

Table 52. Market value by region, USD bn

Table 53. Market value by leading country, USD bn

Table 54. Leading companies

© shev.io — All rights reserved.

List of figures

Figure 1. Global White Cement Market Revenue, 2021-2031

Figure 2. Global White Cement Volume and Average Selling Price Index, 2021-2031

Figure 3. White Cement Market Share by Region, 2025

Figure 4. Driver and Restraint Impact on White Cement CAGR

Figure 5. Application Attractiveness by Growth and Margin Potential

Figure 6. White Cement Revenue Forecast by Region, 2021-2031

Figure 7. White Cement Demand Volume by Application, 2021-2031

Figure 8. White Cement Forecast Scenarios: Downside, Base and Accelerated Adoption

Figure 9. White Cement Market Share by Product Type, 2025

Figure 10. White Cement Market Share by Application, 2025

Figure 11. White Cement Market Share by Packaging, 2025

Figure 12. Regional White Cement Revenue Share, 2025 and 2031

Figure 13. White Cement CAGR by Region, 2025-2031

Figure 14. Country Opportunity Ranking by Scale and Growth

Figure 15. Leading White Portland Cement Export Corridors

Figure 16. Global White Cement Company Market Share, 2025

Figure 17. Leading White Cement Producers by Operational Capacity

Figure 18. White Cement Scope 1 Emissions and Clinker-Ratio Trend

Figure 19. White Cement Opportunity Ranking by Application and Region

Figure 20. Incremental White Cement Revenue by Growth Pool, 2025-2031

Figure 21. Value share by application, 2025

Figure 22. Value share by packaging, 2025

Figure 23. Growth rate by region, 2025-2031

© shev.io — All rights reserved.

Executive summary

The global white cement market reached USD XXX billion in 2025 and will expand to USD XXX billion by 2031, advancing at a XX% CAGR. Asia-Pacific accounted for XX% of 2025 revenue, supported by residential finishing, wall-putty consumption, premium tile systems and expanding precast construction. White Portland cement remained the core product category, while white-cement-based putty and dry-mix applications delivered the strongest incremental demand. Producers with secure access to low-iron limestone, export terminals, application-development capabilities and lower-carbon clinker will capture a disproportionate share of forecast growth.

Indicator	Value
Market size 2025	XXX
Forecast 2031	XXX
CAGR	XXX
Largest region	XXX
Fastest region	XXX

Key findings

- Global white cement revenue reached USD XXX billion in 2025 and will rise to USD XXX billion by 2031.
- Global demand totalled XXX metric tons in 2025 and will reach XXX metric tons in 2031.
- Asia-Pacific generated XX% of 2025 market value and will record the fastest regional CAGR at XX%.
- White Portland cement represented XX% of 2025 revenue, reflecting its dominant role in architectural concrete, precast products and dry-mix formulations.
- Bags accounted for XX% of market value as fragmented renovation, masonry, putty and contractor demand continued to outweigh bulk deliveries.
- Cementir reports white cement production capacity exceeding XXX tonnes annually across four continents and distribution to more than 80 countries.
- JK Cement reports XXX tonnes per year of white cement capacity in India, supplemented by a 0.60-million-tonne white cement capability at its dual-process Fujairah facility.
- USGS recorded XXX metric tons of total US cement shipments valued at USD XXX billion in 2024, with net import reliance equal to XX% of apparent consumption.

© shev.io — All rights reserved.

Market size and forecast

Market value by year, USD bn

Indicator	2026	2027	2028	2029	2030	2031	CAGR
Market value, USD bn	XXX	XXX	XXX	XXX	XXX	XXX	XXX
Market volume	XXX	XXX	XXX	XXX	XXX	XXX	XXX
Production	XXX	XXX	XXX	XXX	XXX	XXX	XXX
Imports	XXX	XXX	XXX	XXX	XXX	XXX	XXX
Exports	XXX	XXX	XXX	XXX	XXX	XXX	XXX
Apparent consumption	XXX	XXX	XXX	XXX	XXX	XXX	XXX

Source: XXX

Year-over-year value change

Indicator	2027	2028	2029	2030	2031	CAGR
Market value	X%	X%	X%	X%	X%	X%
Production	X%	X%	X%	X%	X%	X%
Imports	X%	X%	X%	X%	X%	X%
Exports	X%	X%	X%	X%	X%	X%

Source: XXX

© shev.io — All rights reserved.

Global White Cement Market Trends and Growth Drivers

White cement occupies a premium niche within the broader cement economy because colour performance changes the value proposition from structural compliance to visible architectural quality. Demand is consequently tied not only to construction volume but also to finishing intensity, design standards, renovation expenditure and the penetration of factory-formulated building products.

Supply economics are unusually concentrated. Producers require scarce low-iron limestone, clean kiln fuels, specialised cooling, contamination-free grinding and disciplined logistics, creating durable entry barriers and long international trade routes. These constraints support price premiums but expose import markets to freight, energy and currency volatility.

The next competitive cycle will be shaped by downstream integration and carbon performance. Wall putty, dry mixes, architectural precast and lower-carbon white cement allow producers to capture more value per tonne, while environmental declarations and verifiable plant emissions increasingly determine access to premium projects and the European market.

Growth drivers

Premium urban construction expands the addressable base

Urban residential towers, hospitality projects, retail destinations and public landmarks use white cement where surface finish and colour consistency carry direct design value. Growth is strongest in India, Southeast Asia and the Gulf, where developers are moving from painted grey substrates toward integral architectural finishes and factory-formulated dry mixes.

Wall putty and dry-mix penetration accelerates

Factory-produced wall putty, tile adhesive, grout, render and repair mortar convert white cement from a specialist structural binder into a high-frequency finishing material. Branded distribution, smaller pack sizes and contractor education are widening adoption beyond major metropolitan markets.

Architectural precast shifts demand toward bulk supply

Precast façade panels, street furniture, engineered stone and decorative concrete require repeatable whiteness, early strength and controlled rheology. The shift toward off-site construction benefits technically differentiated suppliers capable of formulation support and dependable bulk logistics.

Renovation and façade renewal support mature markets

Building-envelope refurbishment, heritage restoration and energy-efficiency upgrades generate demand for compatible white renders, mortars and façade components. Renovation activity reduces reliance on new-build cycles and supports premium pricing for colour-matched specialty grades.

Decorative concrete broadens the specification pipeline

© shev.io — All rights reserved.

Terrazzo, polished concrete, pigmented paving and exposed architectural surfaces use white cement as a neutral base that improves colour brightness and repeatability. Architects and material formulators increasingly specify integral appearance rather than post-applied coatings, raising cement value per finished square metre.

Regional terminals reduce delivered-cost barriers

New grinding, storage, bagging and import-terminal capacity shortens delivery times and enables producers to serve fragmented markets without constructing a complete white-clinker line. This model supports market development in the Americas, Africa and Southeast Asia while improving inventory availability.

Lower-carbon grades gain specification advantage

Environmental product declarations, public procurement rules and whole-life-carbon assessments are increasing the value of lower-clinker white cement. Products that preserve whiteness and early strength while reducing embodied carbon will win share in premium projects and regulated construction markets.

Restraints

High-purity raw materials constrain capacity

Commercial white cement requires limestone, clay and corrective materials with tightly controlled iron, manganese and chromium content. Deposits meeting these specifications are limited, and long-distance raw-material transport can eliminate the economics of otherwise attractive kiln locations.

Energy and contamination controls elevate costs

White clinker production requires precise kiln conditions, clean fuels, rapid cooling and dedicated grinding and handling systems. These requirements raise thermal, electrical and maintenance costs and limit the ability to switch freely among fuels or share equipment with grey cement.

Freight volatility compresses import margins

White cement travels farther than grey cement because production is concentrated in a limited number of export plants. Ocean freight, port congestion, inland haulage and currency movements therefore exert an outsized influence on distributor margins and landed prices.

Substitution caps selected finishing applications

Acrylic putties, gypsum plasters, polymer renders and high-opacity coatings compete with white-cement formulations in interior and lightweight construction. Substitution is strongest where rapid drying and low application weight matter more than moisture resistance and cementitious durability.

Carbon compliance raises trade costs

Carbon pricing and embedded-emissions reporting increase the cost and administrative burden of serving regulated import markets. Plants with carbon-intensive clinker, weak measurement systems or limited

© shev.io — All rights reserved.

access to verified emissions data face declining competitiveness in Europe.

© shev.io — All rights reserved.

White Cement Market Driver and Restraint Impact on the Forecast

Drivers — impact on forecast

Driver	Impact on CAGR	Geography	Horizon
Premium urban construction expands the addressable base	XXX	XXX	XXX
Wall putty and dry-mix penetration accelerates	XXX	XXX	XXX
Architectural precast shifts demand toward bulk supply	XXX	XXX	XXX
Renovation and façade renewal support mature markets	XXX	XXX	XXX
Decorative concrete broadens the specification pipeline	XXX	XXX	XXX
Regional terminals reduce delivered-cost barriers	XXX	XXX	XXX
Lower-carbon grades gain specification advantage	XXX	XXX	XXX

Source: XXX

Restraints — impact on forecast

Restraint	Impact on CAGR	Geography	Horizon
High-purity raw materials constrain capacity	XXX	XXX	XXX
Energy and contamination controls elevate costs	XXX	XXX	XXX
Freight volatility compresses import margins	XXX	XXX	XXX
Substitution caps selected finishing applications	XXX	XXX	XXX
Carbon compliance raises trade costs	XXX	XXX	XXX

Source: XXX

© shev.io — All rights reserved.

White Cement Market Segmentation by Product, Application, Packaging and End User

By Product Type

White Portland cement remains the reference binder for architectural concrete, precast elements, terrazzo and dry-mix formulations because it provides high early strength and a neutral colour base. White masonry cement serves mortars, renders and stucco where workability and water retention are priorities. Other white hydraulic and blended cements will grow fastest as producers introduce lower-clinker products and application-specific performance grades.

Value by product Type, USD bn

Segment	2026	2027	2028	2029	2030	2031	Share 2025	CAGR
White Portland Cement	XXX	XXX	XXX	XXX	XXX	XXX	XXX	XXX
White Masonry Cement	XXX	XXX	XXX	XXX	XXX	XXX	XXX	XXX
Other White Hydraulic and Blended Cement	XXX	XXX	XXX	XXX	XXX	XXX	XXX	XXX

Source: XXX

By Application

Architectural concrete and façades form the largest individual application because white cement's appearance is integral to the finished structure. Wall putty, plaster and render are expanding faster as branded dry-mix systems penetrate residential construction in Asia and the Middle East. Tile adhesives and grouts benefit from ceramic-tile installation, while terrazzo and decorative flooring capture premium renovation and commercial-design spending.

© shev.io — All rights reserved.

Value share by application, 2025

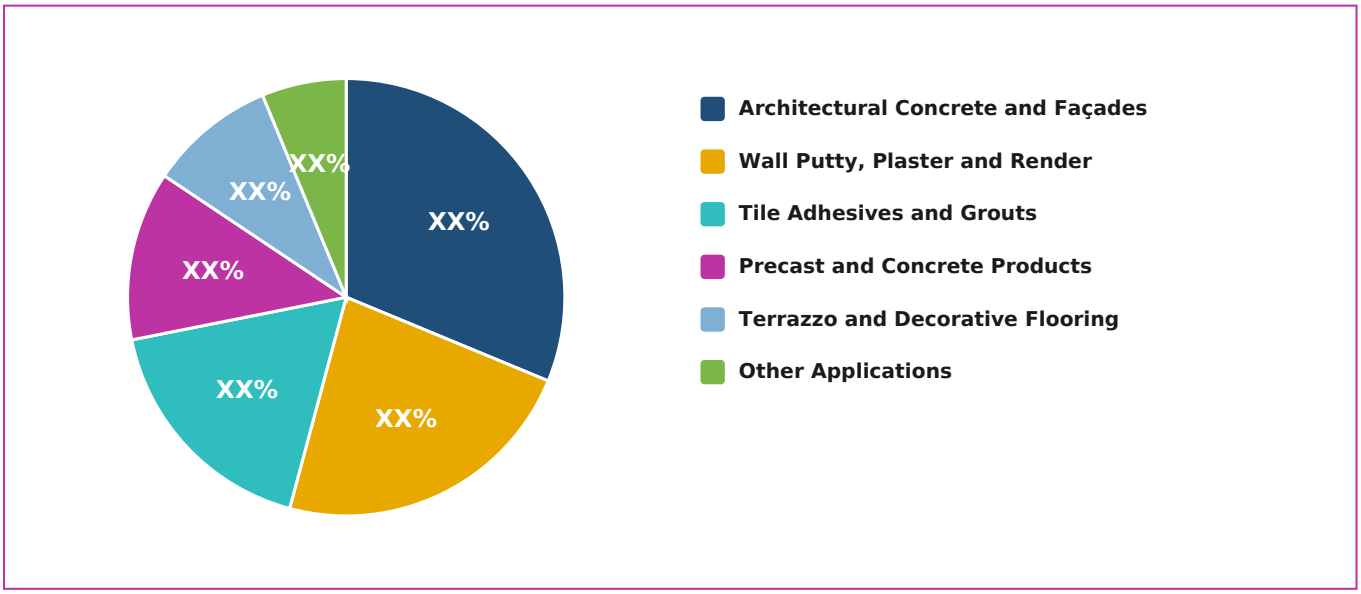

Source: XXX

Value by application, USD bn

Segment	2026	2027	2028	2029	2030	2031	Share 2025	CAGR
Architectural Concrete and Façades	XXX	XXX	XXX	XXX	XXX	XXX	XXX	XXX
Wall Putty, Plaster and Render	XXX	XXX	XXX	XXX	XXX	XXX	XXX	XXX
Tile Adhesives and Grouts	XXX	XXX	XXX	XXX	XXX	XXX	XXX	XXX
Precast and Concrete Products	XXX	XXX	XXX	XXX	XXX	XXX	XXX	XXX
Terrazzo and Decorative Flooring	XXX	XXX	XXX	XXX	XXX	XXX	XXX	XXX
Other Applications	XXX	XXX	XXX	XXX	XXX	XXX	XXX	XXX

Source: XXX

By Packaging

Bagged product dominates because wall putty, repair mortar, masonry and renovation demand is dispersed across contractors, dealers and small projects. Premium packaging also protects whiteness and limits moisture and contamination during distribution. Bulk deliveries are gaining share as precast plants, dry-mix formulators and large architectural projects secure dedicated silos and higher-volume supply contracts.

© shev.io — All rights reserved.

Value share by packaging, 2025

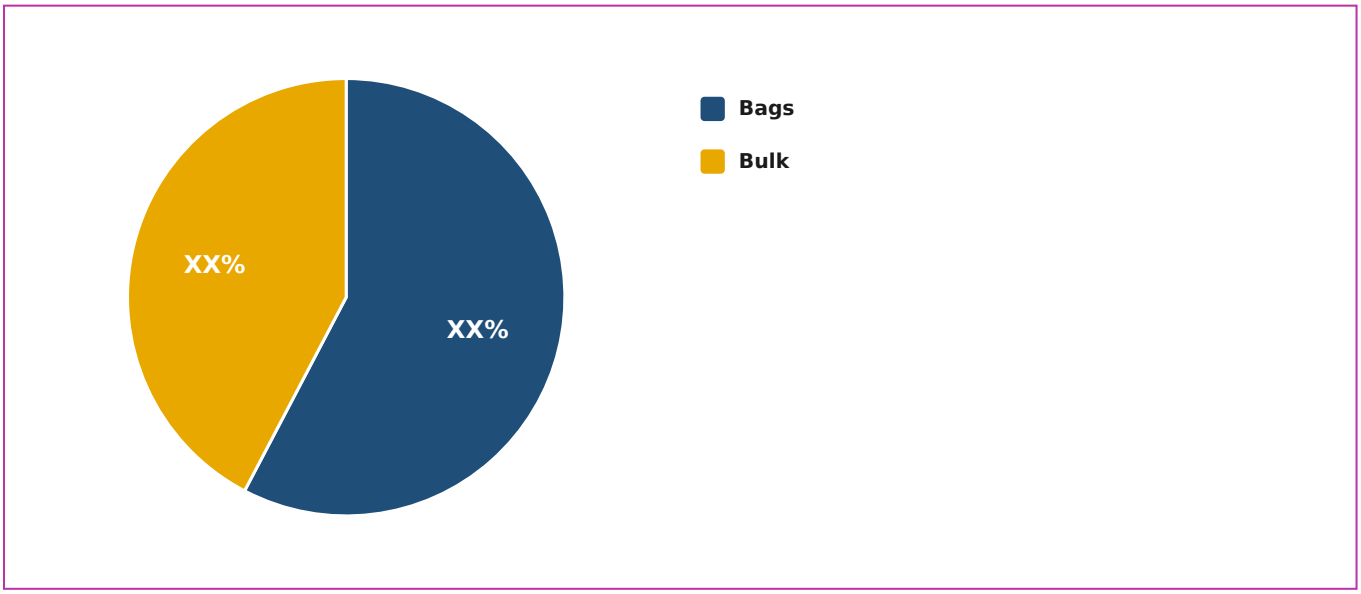

Source: XXX

Value by packaging, USD bn

Segment	2026	2027	2028	2029	2030	2031	Share 2025	CAGR
Bags	XXX	XXX	XXX	XXX	XXX	XXX	XXX	XXX
Bulk	XXX	XXX	XXX	XXX	XXX	XXX	XXX	XXX

Source: XXX

By End User

Residential construction leads through wall putty, tile fixing, decorative façades, flooring and renovation. Commercial and institutional projects consume higher-specification grades in hotels, retail, offices, cultural buildings and healthcare facilities. Infrastructure remains the smallest end-user segment but expands through architecturally exposed stations, bridges, public spaces and urban furniture.

Value by end User, USD bn

Segment	2026	2027	2028	2029	2030	2031	Share 2025	CAGR
Residential	XXX	XXX	XXX	XXX	XXX	XXX	XXX	XXX
Commercial and Institutional	XXX	XXX	XXX	XXX	XXX	XXX	XXX	XXX
Infrastructure	XXX	XXX	XXX	XXX	XXX	XXX	XXX	XXX

Source: XXX

By Distribution Channel

© shev.io — All rights reserved.

Dealers and building-material retailers dominate access to contractors, applicators and residential renovation customers. Direct industrial sales are expanding as dry-mix, precast, terrazzo and engineered-product manufacturers seek consistent bulk quality and technical collaboration. Importers and specialist distributors remain essential in markets without domestic white-clinker production.

Value by distribution Channel, USD bn

Segment	2026	2027	2028	2029	2030	2031	Share 2025	CAGR
Dealers and Building-Material Retailers	XXX	XXX	XXX	XXX	XXX	XXX	XXX	XXX
Direct Industrial and Project Sales	XXX	XXX	XXX	XXX	XXX	XXX	XXX	XXX
Importers and Specialist Distributors	XXX	XXX	XXX	XXX	XXX	XXX	XXX	XXX

Source: XXX

© shev.io — All rights reserved.

White Cement Market Regional Analysis and Country Outlook

Asia-Pacific led the market with XX% of global revenue in 2025 and will remain the principal growth engine through 2031. India combines a large white-clinker base with rapidly expanding wall-putty and value-added-product distribution, while China supplies architectural products, precast components and export markets through an established cement manufacturing ecosystem. Indonesia, Vietnam and the Philippines add growth through urban housing, hospitality construction and increasing use of factory-formulated tile systems.

Europe represented XX% of 2025 value and remains the most specification-intensive market. Denmark, Spain and Türkiye anchor production and export supply, while renovation, precast façades and environmental product declarations shape demand in Germany, France, Italy and the United Kingdom. The EU Carbon Border Adjustment Mechanism strengthens the position of suppliers able to document plant-level emissions and deliver lower-carbon white cement.

The Middle East and Africa accounted for XX% of 2025 revenue, supported by Gulf megaprojects, premium façades and strong regional export flows from Egypt, Türkiye and the UAE. North America is a higher-value, import-dependent market focused on architectural precast, swimming-pool finishes, masonry and decorative concrete. Latin America remains smaller but benefits from established production in Mexico and Colombia and from growing demand for tile adhesives, grout and premium residential finishes.

Growth rate by region, 2025-2031

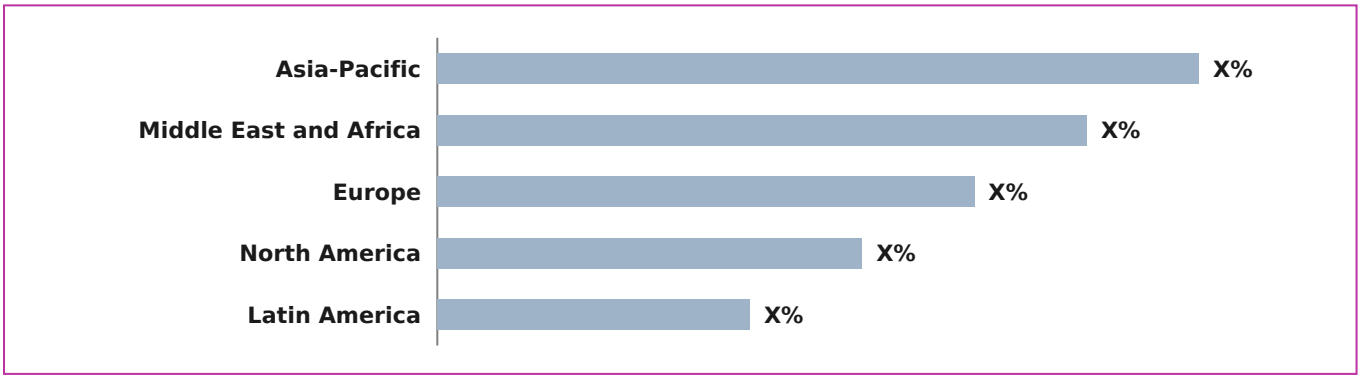

Source: XXX

© shev.io — All rights reserved.

Market value by region, USD bn

Region	2026	2027	2028	2029	2030	2031	Share 2025	CAGR
Asia-Pacific	XXX	XXX	XXX	XXX	XXX	XXX	XXX	XXX
Middle East and Africa	XXX	XXX	XXX	XXX	XXX	XXX	XXX	XXX
Europe	XXX	XXX	XXX	XXX	XXX	XXX	XXX	XXX
North America	XXX	XXX	XXX	XXX	XXX	XXX	XXX	XXX
Latin America	XXX	XXX	XXX	XXX	XXX	XXX	XXX	XXX

Source: XXX

Market value by leading country, USD bn

Country	2025	2031	Share 2025	CAGR
United States	XXX	XXX	XXX	XXX
Germany	XXX	XXX	XXX	XXX
United Kingdom	XXX	XXX	XXX	XXX
Belgium	XXX	XXX	XXX	XXX
Netherlands	XXX	XXX	XXX	XXX
Japan	XXX	XXX	XXX	XXX
China	XXX	XXX	XXX	XXX
Mexico	XXX	XXX	XXX	XXX

Source: XXX

© shev.io — All rights reserved.

White Cement Market Competitive Landscape and Company Share

The global white cement market is moderately concentrated: Cementir Holding, Çimsa, UltraTech Cement and JK Cement form the leading international group, while CEMEX, Cementos Molins, Cementos Argos and established Chinese producers retain strong regional positions. Global concentration is reinforced by scarce suitable limestone reserves, dedicated production requirements and the technical difficulty of maintaining whiteness across clinker, grinding and distribution.

Competition increasingly extends beyond clinker capacity. Leading companies are building regional terminals, grinding facilities, application laboratories and dry-mix portfolios to secure direct relationships with precast producers, formulators, distributors and contractors. Cementir's Aalborg White platform spans more than 80 countries, Çimsa combines Turkish and Spanish white-clinker assets with international terminals, and Indian producers use wall putty and value-added products to deepen retail-channel control.

Strategic activity is moving toward downstream integration and decarbonisation. UltraTech's acquisition of Wonder WallCare added XXX tonnes of annual putty capacity, while Cementir is commercialising D-Carb white cement and progressing the ACCSION carbon-capture project at Aalborg. Future competitive advantage will rest on low-carbon product credentials, stable export logistics, technical formulation support and the ability to monetise white cement through higher-margin finished systems.

Leading companies

Company	HQ	Est. revenue 2025	Market share 2025	YoY
Cementir Holding N.V.	XXX	XXX	XXX	XXX
Çimsa Çimento Sanayi ve Ticaret A.Ş.	XXX	XXX	XXX	XXX
UltraTech Cement Limited	XXX	XXX	XXX	XXX
JK Cement Limited	XXX	XXX	XXX	XXX
CEMEX S.A.B. de C.V.	XXX	XXX	XXX	XXX
Cementos Molins S.A.	XXX	XXX	XXX	XXX
Cementos Argos S.A.	XXX	XXX	XXX	XXX
Saveh White Cement Company	XXX	XXX	XXX	XXX
Federal White Cement Ltd.	XXX	XXX	XXX	XXX
Royal El Minya Cement Co.	XXX	XXX	XXX	XXX

Source: XXX

© shev.io — All rights reserved.

White Cement Market Forecast, Investment Priorities and Opportunities

Global revenue will rise from USD XXX billion in 2025 to USD XXX billion in 2031 as volume growth combines with a sustained premium for consistent whiteness, strength and technical support. Asia-Pacific will generate the majority of incremental consumption, while Europe and North America will lead adoption of verified lower-carbon grades and project-specific architectural binders.

The central forecast assumes continued expansion in urban finishing materials, precast construction and renovation, alongside manageable energy and freight costs. An accelerated scenario emerges if lower-clinker formulations scale rapidly and public procurement rewards embodied-carbon reductions; a slower scenario would result from prolonged property weakness in China, sharp energy-price escalation or substitution by polymer and gypsum systems.

Winning suppliers will treat white cement as a solutions platform rather than a commodity. Investment priorities include secure mineral reserves, contamination-free grinding, regional bagging terminals, digital colour-quality systems, environmental product declarations and joint product development with dry-mix and precast customers.

Opportunities

- Low-clinker and carbon-reduced white cement formulations
- Application-specific binders for 3D printing and ultra-high-performance concrete
- Local grinding and bagging hubs in import-dependent markets
- Integrated white cement, wall-putty and construction-chemicals portfolios
- Specification-led growth in precast façades and infrastructure aesthetics
- Digital colour-control and product traceability services
- Circular mineral additions that preserve whiteness and early strength

> This preview shows the form and depth of the report. The full report contains every figure, segment- and country-level detail and full company profiles. On purchase all figures are finalised and verified, and the report is delivered within 24–72 hours.

© shev.io — All rights reserved.