

Global Food Enzymes Market 2026

Market size, segmentation, competitive landscape and outlook

2021-2031

Moving forward, together



Every one of us has, at some point, heard the line from *Alice in Wonderland*: “It takes all the running you can do, to keep in the same place. If you want to get somewhere else, you must run at least twice as fast.” Cliché as the quote has become, our world is changing at extraordinary speed. And yet, to my mind, it matters not only to run fast, but — more importantly — to know where you are running.

We see ourselves as the navigator, ready at the right moment to point out the correct course. By providing current, timely information for the decisions that matter, we aim to protect our clients from missteps and to help them find new opportunities.

It matters to us that you are satisfied with the work we have done. If you have any questions about this report, we will be glad to answer them.

ANDREY SHEVCHENKO, Managing Partner

© shev.io — All rights reserved.

Disclaimer

This report was prepared by shev.io solely for information purposes. shev.io does not guarantee the accuracy and completeness of all information contained in the report, as the data in some sources may have been distorted inadvertently or deliberately. The information presented in this report must not be construed, directly or indirectly, as containing recommendations for further business action. All opinions and estimates contained in this report reflect the authors' judgement as at the date of publication and may be changed without notice.

shev.io accepts no liability for any loss or damage arising from any third party's use of the information contained in this report, including published opinions or conclusions, or for consequences caused by the incompleteness of the information presented. The information presented in this report is obtained from open sources. Additional information may be provided on request.

This document, or any part of it, may not be distributed without the written permission of shev.io, nor reproduced by any means.

© shev.io — All rights reserved.

Terms of use

This report is provided to the user under a **non-exclusive, non-transferable, limited licence** solely for internal use within the purposes for which the report was lawfully acquired.

The user **may not**, in whole or in part, transfer, sell, gift, publish or otherwise distribute the report to third parties, nor pass it to any other legal entities, partner organisations or external teams (including affiliated companies). It is prohibited to place the report (or fragments of it) in the public domain (websites, social networks, messengers, file-sharing services, open-link cloud storage) or to provide access through third-party services where this allows third parties to review the materials.

If the report is purchased by a **company**, its use is permitted **only by that company's employees** for internal tasks. Passing the report to contractors, consultants, freelancers, agencies and any external parties is prohibited.

All exclusive rights to the report — including its structure, texts, data selection, visualisations, tables, charts and design elements — belong to the rights holder (shev.io) or are used on lawful grounds. The user receives the right to use the report only within these terms.

Without shev.io's written consent it is prohibited to create derivative products based on the report, to use it as part of a commercially distributed product or service, or to remove or alter copyright notices.

The use of **short quotations** and fragments is permitted **only in internal documentation** (internal memos, reports, presentations, working correspondence), provided the meaning and context are preserved and the source is credited: *shev.io*. Any publication or use of the materials in places accessible to third parties is permitted only with shev.io's prior written consent.

© shev.io — All rights reserved.

Market at a glance

This demo shows the **form and depth** of the report — real narrative with the detailed figures and tables masked as “XXX”. When you order the report, every figure is finalised and verified for your copy, and the full report is delivered within 24–72 hours.

Indicator	Value
Market size (2025)	USD 3.6 bn
Forecast (2031)	USD 5.6 bn
CAGR (2021-2031)	7.6%
Study period	2021-2031
Largest region	North America · 34.2%
Fastest-growing region	Asia-Pacific · 9.1%
Market concentration	Moderate
Licence	Individual / Company

The global food enzymes market reached USD XXX billion in 2025 and will expand to USD XXX billion by 2031, advancing at a XX% CAGR. Carbohydrases account for XX% of market value, reflecting their extensive use in bakery, brewing, starch processing and dairy formulations. North America remains the largest regional market with a XX% share, while Asia-Pacific records the fastest growth at XX% annually. Demand is moving toward application-specific enzyme systems that improve yield, replace label-sensitive additives, reduce sugar and energy requirements, and support lactose-free, plant-based and premium-texture foods.

© shev.io — All rights reserved.

Table of contents

1 Introduction and Market Scope

1.1 Food Enzymes Market Definition

1.2 Inclusions, Exclusions and Units

2 Research Methodology

2.1 Secondary Research Programme

2.2 Primary Interview Programme

2.3 Market Sizing, Triangulation and Forecasting

3 Executive Summary

3.1 Market Size, Share and Growth Snapshot

3.2 Key Report Takeaways

4 Food Enzymes Market Trends and Dynamics

4.1 Demand and Technology Trends

4.2 Market Drivers

4.3 Market Restraints

4.4 Market Opportunities

4.5 Porter's Five Forces Analysis

5 Global Food Enzymes Market Size and Forecast

5.1 Historical Market Value and Volume, 2021-2025

5.2 Market Forecast, 2026-2031

5.3 Forecast Scenarios and Sensitivities

6 Food Enzymes Market Segmentation

6.1 Market Size and Forecast by Enzyme Type

6.2 Market Size and Forecast by Source

6.3 Market Size and Forecast by Form

6.4 Market Size and Forecast by Processing Function

7 Food Enzymes Market by Application

7.1 Bakery and Confectionery

7.2 Dairy and Frozen Desserts

7.3 Beverages and Brewing

7.4 Starch and Sweeteners

7.5 Meat, Seafood and Protein Processing

7.6 Oils and Fats

7.7 Other Food Applications

8 Food Enzymes Market Regional Analysis

8.1 North America

© shev.io — All rights reserved.

8.1.1 United States
8.1.2 Canada
8.2 Europe
8.2.1 Germany
8.2.2 United Kingdom
8.2.3 France
8.2.4 Rest of Europe
8.3 Asia-Pacific
8.3.1 China
8.3.2 Japan
8.3.3 India
8.3.4 South Korea
8.3.5 Rest of Asia-Pacific
8.4 Latin America
8.4.1 Brazil
8.4.2 Rest of Latin America
8.5 Middle East and Africa
8.5.1 Saudi Arabia
8.5.2 South Africa
8.5.3 Rest of Middle East and Africa
9 Competitive Landscape and Company Share
9.1 Supplier Market Share and Positioning
9.2 Innovation, M&A and Go-to-Market Strategies
9.3 Company Profiles
9.3.1 Novonesis
9.3.2 International Flavors & Fragrances
9.3.3 dsm-firmenich
9.3.4 Kerry Group
9.3.5 AB Enzymes
9.3.6 Amano Enzyme
9.3.7 Advanced Enzyme Technologies
9.3.8 SternEnzym
9.3.9 Enzyme Development Corporation
9.3.10 Biocatalysts Ltd
10 Food Enzymes Market Opportunities and Outlook
10.1 Priority Opportunities and Strategic Recommendations

© shev.io — All rights reserved.

List of tables

Table 1. Food Enzymes Market Snapshot, 2025 and 2031

Table 2. Top Investment Findings and Strategic Implications

Table 3. Market Definition, Inclusions and Exclusions

Table 4. Primary Research Respondent Matrix

Table 5. Secondary Sources, Variables and Triangulation Tests

Table 6. Global Food Enzymes Market Value by Year, 2021-2031

Table 7. Global Food Enzymes Preparation Volume by Year, 2021-2031

Table 8. Market Value, Volume and Average Revenue per Kilogram

Table 9. Forecast Scenario Assumptions and Outcomes

Table 10. Food Enzymes Market Drivers: Impact, Geography and Horizon

Table 11. Food Enzymes Market Restraints: Impact, Geography and Horizon

Table 12. Technology, Consumer and Processor Trend Monitor

Table 13. Market Value and Forecast by Enzyme Type, 2021-2031

Table 14. Market Volume and Growth by Enzyme Type, 2021-2031

Table 15. Market Value and Forecast by Source, 2021-2031

Table 16. Market Volume and Growth by Source, 2021-2031

Table 17. Market Value and Forecast by Form, 2021-2031

Table 18. Market Volume and Growth by Form, 2021-2031

Table 19. Market Value and Forecast by Application, 2021-2031

Table 20. Market Volume and Growth by Application, 2021-2031

Table 21. Market Value and Forecast by Processing Function, 2021-2031

Table 22. Market Volume and Growth by Processing Function, 2021-2031

Table 23. North America Food Enzymes Market by Country, 2021-2031

Table 24. Europe Food Enzymes Market by Country, 2021-2031

Table 25. Asia-Pacific Food Enzymes Market by Country, 2021-2031

Table 26. Latin America Food Enzymes Market by Country, 2021-2031

Table 27. Middle East and Africa Food Enzymes Market by Country, 2021-2031

Table 28. Food Enzymes Supplier Share and Competitive Ranking, 2025

Table 29. Competitor Portfolio, Manufacturing and Regional Footprint Comparison

Table 30. Novonesis Company Profile

Table 31. International Flavors & Fragrances Company Profile

Table 32. dsm-firmenich Company Profile

Table 33. Kerry Group Company Profile

Table 34. AB Enzymes Company Profile

Table 35. Amano Enzyme Company Profile

© shev.io — All rights reserved.

Table 36. Advanced Enzyme Technologies Company Profile

Table 37. SternEnzym Company Profile

Table 38. Enzyme Development Corporation Company Profile

Table 39. Biocatalysts Ltd Company Profile

Table 40. Food Enzyme Regulatory Requirements by Jurisdiction

Table 41. Safety, Purity, Allergenicity and Exposure Dossier Checklist

Table 42. Food Enzyme Product Launches, Transactions and Regulatory Milestones, 2024-2026

Table 43. Food Enzymes Opportunity Matrix by Application, Region and Time Horizon

Table 44. Addressable Revenue Pools and Adoption Triggers, 2026-2031

Table 45. Strategic Recommendations for Suppliers, Investors and Food Processors

Table 46. Market value by year, USD bn

Table 47. Year-over-year value change

Table 48. Drivers — impact on forecast

Table 49. Restraints — impact on forecast

Table 50. Value by enzyme Type, USD bn

Table 51. Value by source, USD bn

Table 52. Value by form, USD bn

Table 53. Value by application, USD bn

Table 54. Value by processing Function, USD bn

Table 55. Market value by region, USD bn

Table 56. Market value by leading country, USD bn

Table 57. Leading companies

© shev.io — All rights reserved.

List of figures

Figure 1. Global Food Enzymes Market Revenue, 2021-2031

Figure 2. Primary Interview Distribution by Region and Seniority

Figure 3. Food Enzymes Revenue and Year-on-Year Growth, 2021-2031

Figure 4. Base, Upside and Downside Market Scenarios, 2026-2031

Figure 5. Driver Impact on Food Enzymes Market CAGR

Figure 6. Restraint Impact by Geography and Forecast Horizon

Figure 7. Food Enzymes Market Share by Enzyme Type, 2025

Figure 8. Food Enzymes Market Share by Source, 2025

Figure 9. Food Enzymes Market Share by Form, 2025

Figure 10. Food Enzymes Market Share by Application, 2025

Figure 11. Food Enzymes Market Share by Processing Function, 2025

Figure 12. Global Food Enzymes Market Share by Region, 2025

Figure 13. Food Enzymes Market CAGR by Region, 2025-2031

Figure 14. Global Food Enzymes Company Market Share, 2025

Figure 15. Competitor Positioning by Portfolio Breadth and Application Support

Figure 16. Food Enzyme Regulatory Pathway Complexity by Major Market

Figure 17. Food Enzyme Opportunity Attractiveness by Application and Region

Figure 18. Incremental Market Revenue by Segment, 2025-2031

Figure 19. Value share by enzyme Type, 2025

Figure 20. Value share by application, 2025

Figure 21. Growth rate by region, 2025-2031

© shev.io — All rights reserved.

Executive summary

The global food enzymes market reached USD XXX billion in 2025 and will expand to USD XXX billion by 2031, advancing at a XX% CAGR. Carbohydrases account for XX% of market value, reflecting their extensive use in bakery, brewing, starch processing and dairy formulations. North America remains the largest regional market with a XX% share, while Asia-Pacific records the fastest growth at XX% annually. Demand is moving toward application-specific enzyme systems that improve yield, replace label-sensitive additives, reduce sugar and energy requirements, and support lactose-free, plant-based and premium-texture foods.

Indicator	Value
Market size 2025	XXX
Forecast 2031	XXX
CAGR	XXX
Largest region	XXX
Fastest region	XXX

Key findings

- Global food-enzyme revenue reached USD XXX billion in 2025 and will rise to USD XXX billion by 2031.
- Commercial food-enzyme preparation volume totaled XXX metric tons in 2025 and will reach XXX metric tons in 2031.
- Carbohydrases generated XX% of 2025 market revenue, led by amylases, xylanases, cellulases, pectinases and lactases.
- Bakery applications represented XX% of 2025 revenue, making bakery the largest application category.
- Microbial enzymes accounted for XX% of market value as fermentation platforms displaced animal-derived and extraction-intensive alternatives.
- Liquid formulations held XX% of 2025 revenue, supported by automated dosing in dairy, brewing, starch processing and large industrial bakeries.
- North America captured XX% of 2025 revenue, while Asia-Pacific will expand at a XX% CAGR through 2031.
- The five largest suppliers controlled XX% of 2025 market revenue, producing a moderately concentrated competitive structure.

© shev.io — All rights reserved.

Market size and forecast

Market value by year, USD bn

Indicator	2026	2027	2028	2029	2030	2031	CAGR
Market value, USD bn	XXX	XXX	XXX	XXX	XXX	XXX	XXX
Market volume	XXX	XXX	XXX	XXX	XXX	XXX	XXX
Production	XXX	XXX	XXX	XXX	XXX	XXX	XXX
Imports	XXX	XXX	XXX	XXX	XXX	XXX	XXX
Exports	XXX	XXX	XXX	XXX	XXX	XXX	XXX
Apparent consumption	XXX	XXX	XXX	XXX	XXX	XXX	XXX

Source: XXX

Year-over-year value change

Indicator	2027	2028	2029	2030	2031	CAGR
Market value	X%	X%	X%	X%	X%	X%
Production	X%	X%	X%	X%	X%	X%
Imports	X%	X%	X%	X%	X%	X%
Exports	X%	X%	X%	X%	X%	X%

Source: XXX

© shev.io — All rights reserved.

Global Food Enzymes Market Trends and Growth Drivers

Food enzymes sit at the intersection of formulation, factory economics and regulatory compliance. Their value is determined by the processing outcome delivered per production run: higher extract yield, stable dough performance, faster conversion, reduced ingredient input, longer freshness or improved texture. This shifts purchasing decisions toward total process economics and supplier application support.

Clean-label reformulation is widening the role of enzymes in bakery and fermented foods, while lactose reduction and cheese-yield optimization strengthen dairy demand. The next adoption wave extends into plant proteins, side-stream valorization, sugar reduction and contaminant mitigation, where substrate specificity creates defensible premium niches.

Market access remains technically demanding. Suppliers must combine safe production organisms, controlled fermentation, stable formulations and complete regulatory documentation with local pilot capabilities. This favors established biosolutions companies but leaves room for focused specialists with proprietary strains or strong regional customer access.

Growth drivers

Clean-label reformulation accelerates enzyme conversion

Food manufacturers are replacing selected emulsifiers, oxidants and texture modifiers with processing-stage enzyme systems. Bakery and fermented dairy producers gain the fastest adoption because enzymes can improve dough tolerance, softness and viscosity while supporting shorter ingredient lists.

Lactose-free dairy broadens lactase demand

Lactase adoption is expanding beyond fluid milk into yogurt, ice cream, dairy desserts and whey-derived ingredients. The value proposition combines digestive accessibility with intrinsic sweetness generation, enabling manufacturers to reduce added sugar while retaining familiar dairy taste.

Processing economics favor yield-enhancing enzymes

Enzymes improve extract recovery, shorten processing time and reduce thermal or chemical intensity in starch, brewing, dairy and edible-oil operations. These benefits protect processor margins when energy, sugar, milk and grain costs are volatile, making enzyme expenditure part of plant-efficiency programs.

Industrial bakery scales enzyme-intensive formulations

Packaged bread, tortillas, cakes and frozen dough require consistent machinability, volume and freshness across variable flour inputs. Amylase, xylanase, lipase and protease combinations increasingly deliver these functions as customized systems rather than single-enzyme products.

Alternative proteins require functionality correction

Plant-protein products face recurring challenges in solubility, bitterness, digestibility and texture. Proteases, transglutaminases and carbohydrate-active enzymes give formulators additional tools to

© shev.io — All rights reserved.

restructure proteins and improve sensory performance in beverages, cultured products and meat alternatives.

Precision fermentation expands the innovation pipeline

Improved strain screening, protein engineering and fermentation control are increasing activity, stability and substrate specificity. Suppliers can target narrower process windows and create higher-value enzyme systems for challenging substrates, supporting premium pricing and faster application expansion.

Restraints

Authorization requirements slow commercialization

Food-enzyme approvals require detailed evidence on production organisms, manufacturing, purity, toxicology, allergenicity and dietary exposure. Divergent national and regional procedures increase dossier expense and lengthen the interval between strain selection and commercial revenue.

Occupational sensitization raises handling costs

Concentrated enzyme dust and aerosols require controlled handling, ventilation, worker training and suitable formulation choices. Smaller processors can delay adoption when dosing infrastructure or industrial-hygiene capabilities are insufficient.

Raw-material variability complicates performance

Enzyme response changes with flour quality, protein composition, pH, temperature, residence time and inhibitor levels. Suppliers must fund application trials and local technical support to reproduce performance across plants and harvest cycles.

Technical concentration limits new entrants

Commercial success depends on strain libraries, fermentation scale, downstream purification, formulation stability and regulatory documentation. These capabilities require sustained capital and specialist talent, constraining the ability of smaller suppliers to compete in multinational accounts.

© shev.io — All rights reserved.

Food Enzymes Market Driver and Restraint Impact on the Forecast

Drivers — impact on forecast

Driver	Impact on CAGR	Geography	Horizon
Clean-label reformulation accelerates enzyme conversion	XXX	XXX	XXX
Lactose-free dairy broadens lactase demand	XXX	XXX	XXX
Processing economics favor yield-enhancing enzymes	XXX	XXX	XXX
Industrial bakery scales enzyme-intensive formulations	XXX	XXX	XXX
Alternative proteins require functionality correction	XXX	XXX	XXX
Precision fermentation expands the innovation pipeline	XXX	XXX	XXX

Source: XXX

Restraints — impact on forecast

Restraint	Impact on CAGR	Geography	Horizon
Authorization requirements slow commercialization	XXX	XXX	XXX
Occupational sensitization raises handling costs	XXX	XXX	XXX
Raw-material variability complicates performance	XXX	XXX	XXX
Technical concentration limits new entrants	XXX	XXX	XXX

Source: XXX

© shev.io — All rights reserved.

Food Enzymes Market Segmentation by Type, Source, Form and Application

By Enzyme Type

Carbohydrases dominate because amylases, xylanases, cellulases, pectinases and lactases address multiple high-volume processes. Proteases retain a strong position in protein hydrolysis, baking and flavor development. Lipases gain share through emulsifier replacement, dairy-fat modification and edible-oil processing.

Value share by enzyme Type, 2025

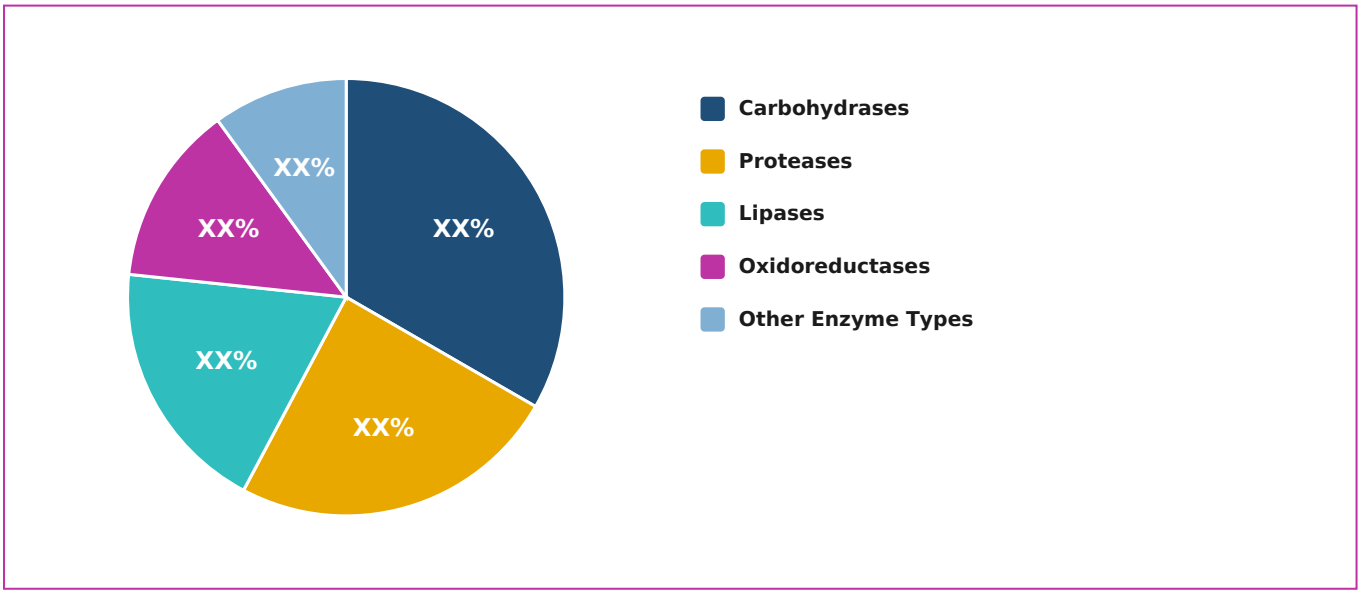

Source: XXX

Value by enzyme Type, USD bn

Segment	2026	2027	2028	2029	2030	2031	Share 2025	CAGR
Carbohydrases	XXX	XXX	XXX	XXX	XXX	XXX	XXX	XXX
Proteases	XXX	XXX	XXX	XXX	XXX	XXX	XXX	XXX
Lipases	XXX	XXX	XXX	XXX	XXX	XXX	XXX	XXX
Oxidoreductases	XXX	XXX	XXX	XXX	XXX	XXX	XXX	XXX
Other Enzyme Types	XXX	XXX	XXX	XXX	XXX	XXX	XXX	XXX

Source: XXX

By Source

Microbial fermentation supplies consistent activity, scalable output and broad scope for strain and protein optimization. Plant-derived enzymes retain specialist uses where familiar sourcing or specific functionality

© shev.io — All rights reserved.

matters. Animal-derived enzymes continue in selected dairy and protein-processing applications but lose relative share.

Value by source, USD bn

Segment	2026	2027	2028	2029	2030	2031	Share 2025	CAGR
Microbial	XXX	XXX	XXX	XXX	XXX	XXX	XXX	XXX
Plant	XXX	XXX	XXX	XXX	XXX	XXX	XXX	XXX
Animal	XXX	XXX	XXX	XXX	XXX	XXX	XXX	XXX

Source: XXX

By Form

Liquid enzymes lead in continuous, high-throughput plants where accurate metering and rapid dispersion are priorities. Dry formulations remain important for premixes, smaller processing sites, longer storage and transport to markets with demanding logistics. Granulation and stabilization improvements continue to reduce handling exposure and activity loss.

Value by form, USD bn

Segment	2026	2027	2028	2029	2030	2031	Share 2025	CAGR
Liquid	XXX	XXX	XXX	XXX	XXX	XXX	XXX	XXX
Dry	XXX	XXX	XXX	XXX	XXX	XXX	XXX	XXX

Source: XXX

By Application

Bakery demand is anchored in dough conditioning, volume, softness, shelf life and recipe optimization. Dairy gains from lactose hydrolysis, cheese coagulation, yield improvement and texture control. Beverage, starch and oil processors use enzymes to raise extraction, conversion and filtration efficiency, while protein-processing applications broaden the market's specialty segment.

© shev.io — All rights reserved.

Value share by application, 2025

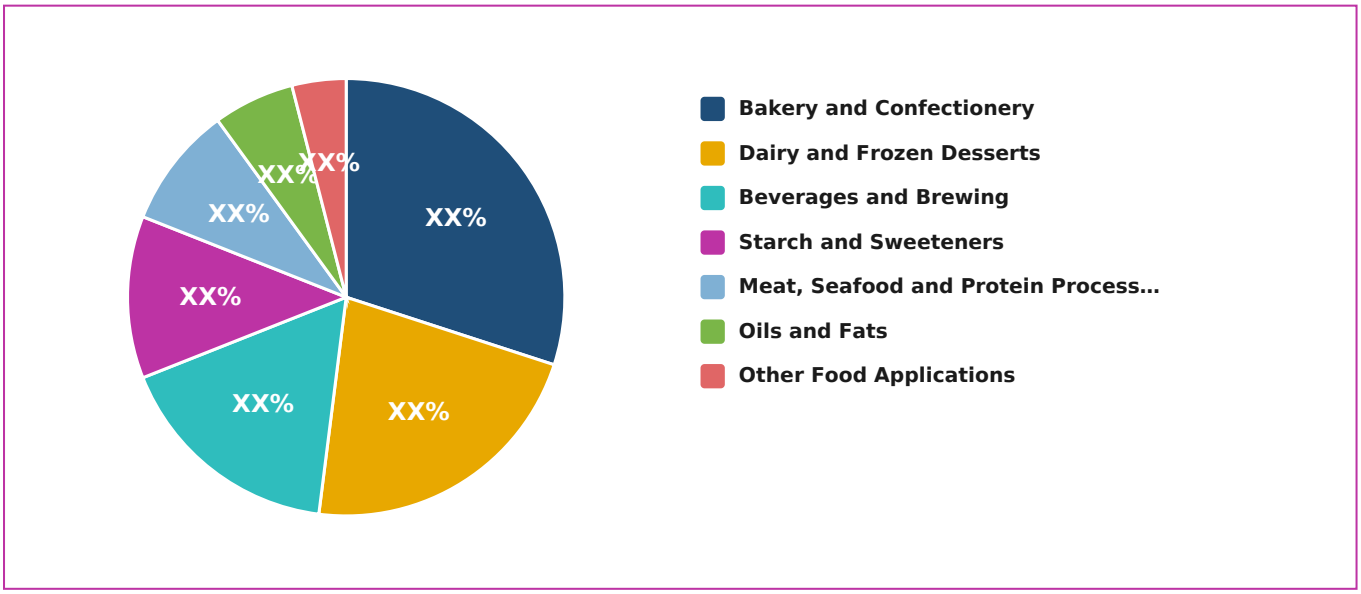

Source: XXX

Value by application, USD bn

Segment	2026	2027	2028	2029	2030	2031	Share 2025	CAGR
Bakery and Confectionery	XXX	XXX	XXX	XXX	XXX	XXX	XXX	XXX
Dairy and Frozen Desserts	XXX	XXX	XXX	XXX	XXX	XXX	XXX	XXX
Beverages and Brewing	XXX	XXX	XXX	XXX	XXX	XXX	XXX	XXX
Starch and Sweeteners	XXX	XXX	XXX	XXX	XXX	XXX	XXX	XXX
Meat, Seafood and Protein Processing	XXX	XXX	XXX	XXX	XXX	XXX	XXX	XXX
Oils and Fats	XXX	XXX	XXX	XXX	XXX	XXX	XXX	XXX
Other Food Applications	XXX	XXX	XXX	XXX	XXX	XXX	XXX	XXX

Source: XXX

By Processing Function

Yield and throughput remain the primary purchasing rationale for large industrial processors. Quality and texture applications gain relevance as enzymes replace conventional formulation aids. Nutrition, safety and shelf-life functions grow faster as manufacturers pursue sugar reduction, improved protein digestibility, acrylamide mitigation and waste reduction.

© shev.io — All rights reserved.

Value by processing Function, USD bn

Segment	2026	2027	2028	2029	2030	2031	Share 2025	CAGR
Processing Efficiency and Yield	XXX	XXX	XXX	XXX	XXX	XXX	XXX	XXX
Quality and Texture Modification	XXX	XXX	XXX	XXX	XXX	XXX	XXX	XXX
Shelf-life Extension	XXX	XXX	XXX	XXX	XXX	XXX	XXX	XXX
Nutrition and Digestibility	XXX	XXX	XXX	XXX	XXX	XXX	XXX	XXX
Process Safety and Contaminant Mitigation	XXX	XXX	XXX	XXX	XXX	XXX	XXX	XXX

Source: XXX

© shev.io — All rights reserved.

Food Enzymes Market Regional Analysis and Country Outlook

North America generated USD XXX billion in 2025, equal to XX% of global food-enzyme revenue. The United States anchors demand through its large industrial bakery, corn wet-milling, brewing, cheese and lactose-free dairy industries. Supplier application centers and established FDA pathways reinforce early adoption of high-specificity enzyme preparations, while Mexico adds growth in packaged bakery, dairy and beverage processing.

Europe held XX% of 2025 revenue and remains the center of food-enzyme research, fermentation capacity and regulatory science. Denmark, Germany, the Netherlands, France and the United Kingdom host important suppliers or customer innovation networks. EU Regulation (EC) No 1332/2008 and EFSA's safety-assessment program raise entry requirements but also favor suppliers with complete production-strain and exposure dossiers.

Asia-Pacific represented XX% of 2025 revenue and will grow at XX% through 2031, the fastest regional rate. China leads regional consumption in starch processing, bakery and beverages; Japan sustains a high-value specialty-enzyme market; and India records rapid conversion in dairy, grain processing and packaged foods. Southeast Asian investment in brewing, tropical-fruit processing and modern bakeries broadens the addressable customer base.

Growth rate by region, 2025-2031

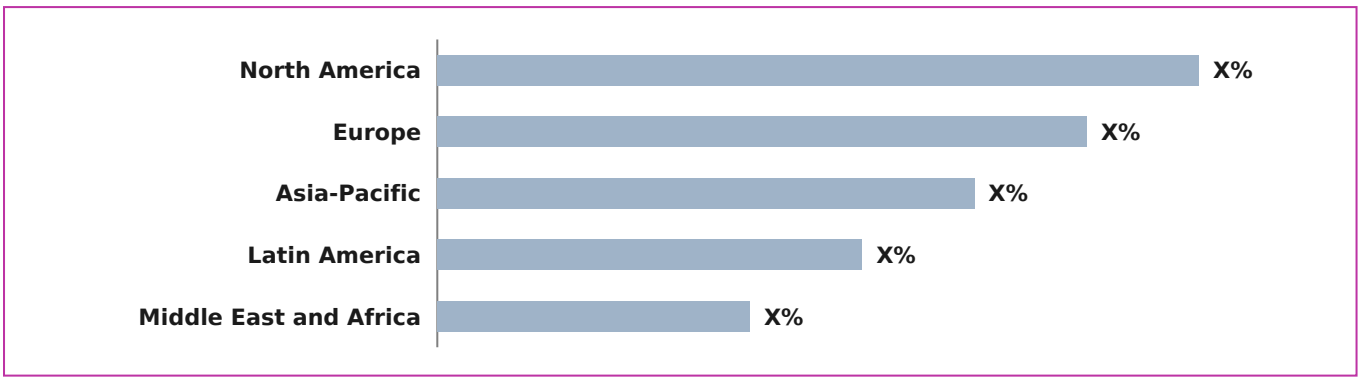

Source: XXX

© shev.io — All rights reserved.

Market value by region, USD bn

Region	2026	2027	2028	2029	2030	2031	Share 2025	CAGR
North America	XXX	XXX	XXX	XXX	XXX	XXX	XXX	XXX
Europe	XXX	XXX	XXX	XXX	XXX	XXX	XXX	XXX
Asia-Pacific	XXX	XXX	XXX	XXX	XXX	XXX	XXX	XXX
Latin America	XXX	XXX	XXX	XXX	XXX	XXX	XXX	XXX
Middle East and Africa	XXX	XXX	XXX	XXX	XXX	XXX	XXX	XXX

Source: XXX

Market value by leading country, USD bn

Country	2025	2031	Share 2025	CAGR
United States	XXX	XXX	XXX	XXX
Germany	XXX	XXX	XXX	XXX
United Kingdom	XXX	XXX	XXX	XXX
Belgium	XXX	XXX	XXX	XXX
Netherlands	XXX	XXX	XXX	XXX
Japan	XXX	XXX	XXX	XXX
China	XXX	XXX	XXX	XXX
Mexico	XXX	XXX	XXX	XXX

Source: XXX

© shev.io — All rights reserved.

Food Enzymes Market Competitive Landscape and Company Share

The market is moderately concentrated: the five largest suppliers controlled XX% of 2025 revenue. Novonesis leads through extensive strain libraries, fermentation scale and bakery, dairy, beverage and starch-processing portfolios. IFF, dsm-firmenich, Kerry and AB Enzymes compete through application-specific systems, customer trials and combinations of enzymes with cultures, texture, taste and preservation capabilities.

The 2024 formation of Novonesis combined Novozymes and Chr. Hansen, creating a biosolutions company with approximately EUR XXX in annual revenue at completion and a workforce of about XXX. Competition remedies also reshaped dairy enzymes: Kerry completed its acquisition of part of the divested global lactase business in April 2024, extending its enzyme manufacturing footprint and strengthening its lactose-free dairy offering.

Strategic direction is shifting from broad enzyme catalogs to outcome-led platforms. Current launches target measurable processor economics such as longer bread softness, lower sugar input, higher cheese yield, emulsifier replacement and better fermented-product texture. Regional suppliers retain positions in price-sensitive accounts, but multinational customers increasingly favor vendors that can provide regulatory support, pilot trials and consistent multi-site supply.

Leading companies

Company	HQ	Est. revenue 2025	Market share 2025	YoY
Novonesis	XXX	XXX	XXX	XXX
International Flavors & Fragrances	XXX	XXX	XXX	XXX
dsm-firmenich	XXX	XXX	XXX	XXX
Kerry Group	XXX	XXX	XXX	XXX
AB Enzymes	XXX	XXX	XXX	XXX
Amano Enzyme	XXX	XXX	XXX	XXX
Advanced Enzyme Technologies	XXX	XXX	XXX	XXX
SternEnzym	XXX	XXX	XXX	XXX
Enzyme Development Corporation	XXX	XXX	XXX	XXX
Biocatalysts Ltd	XXX	XXX	XXX	XXX

Source: XXX

© shev.io — All rights reserved.

Food Enzymes Market Forecast and Commercial Opportunities

Food-enzyme revenue will add USD XXX billion between 2025 and 2031. Carbohydrases remain the largest class, while lipases deliver the fastest enzyme-type growth as bakery, flavor development, dairy-fat modification and edible-oil applications expand. Microbial sources will reach XX% of market value by 2031.

The central forecast assumes continued conversion from conventional processing aids, stable regulatory authorization activity and broad investment in packaged food capacity. Faster adoption of low-sugar bakery, lactose-free dairy and protein-modification systems raises the 2031 opportunity above USD XXX billion, while slower food-capital expenditure and prolonged approval cycles hold the market near USD XXX billion.

Winning suppliers will combine engineered enzymes with formulation know-how and plant-level economic evidence. Growth will favor products that tolerate wider pH and temperature ranges, reduce ingredient costs without equipment changes, and produce claims or processing benefits that customers can scale across multiple factories.

Opportunities

- Enzyme systems that replace emulsifiers and other label-sensitive additives
- Low-lactose dairy and whey-stream valorization
- Acrylamide mitigation in baked and fried foods
- Enzymatic modification of plant proteins for improved texture and flavor
- Oil degumming and extraction-yield enhancement
- Locally formulated enzyme blends for emerging-market food processors

> This preview shows the form and depth of the report. The full report contains every figure, segment- and country-level detail and full company profiles. On purchase all figures are finalised and verified, and the report is delivered within 24–72 hours.

© shev.io — All rights reserved.