

Global Corn Modified Starch Market 2026

Market size, segmentation, competitive landscape and outlook

2021-2031

Moving forward, together



Every one of us has, at some point, heard the line from *Alice in Wonderland*: “It takes all the running you can do, to keep in the same place. If you want to get somewhere else, you must run at least twice as fast.” Cliché as the quote has become, our world is changing at extraordinary speed. And yet, to my mind, it matters not only to run fast, but — more importantly — to know where you are running.

We see ourselves as the navigator, ready at the right moment to point out the correct course. By providing current, timely information for the decisions that matter, we aim to protect our clients from missteps and to help them find new opportunities.

It matters to us that you are satisfied with the work we have done. If you have any questions about this report, we will be glad to answer them.

ANDREY SHEVCHENKO, Managing Partner

© shev.io — All rights reserved.

Disclaimer

This report was prepared by shev.io solely for information purposes. shev.io does not guarantee the accuracy and completeness of all information contained in the report, as the data in some sources may have been distorted inadvertently or deliberately. The information presented in this report must not be construed, directly or indirectly, as containing recommendations for further business action. All opinions and estimates contained in this report reflect the authors' judgement as at the date of publication and may be changed without notice.

shev.io accepts no liability for any loss or damage arising from any third party's use of the information contained in this report, including published opinions or conclusions, or for consequences caused by the incompleteness of the information presented. The information presented in this report is obtained from open sources. Additional information may be provided on request.

This document, or any part of it, may not be distributed without the written permission of shev.io, nor reproduced by any means.

© shev.io — All rights reserved.

Terms of use

This report is provided to the user under a **non-exclusive, non-transferable, limited licence** solely for internal use within the purposes for which the report was lawfully acquired.

The user **may not**, in whole or in part, transfer, sell, gift, publish or otherwise distribute the report to third parties, nor pass it to any other legal entities, partner organisations or external teams (including affiliated companies). It is prohibited to place the report (or fragments of it) in the public domain (websites, social networks, messengers, file-sharing services, open-link cloud storage) or to provide access through third-party services where this allows third parties to review the materials.

If the report is purchased by a **company**, its use is permitted **only by that company's employees** for internal tasks. Passing the report to contractors, consultants, freelancers, agencies and any external parties is prohibited.

All exclusive rights to the report — including its structure, texts, data selection, visualisations, tables, charts and design elements — belong to the rights holder (shev.io) or are used on lawful grounds. The user receives the right to use the report only within these terms.

Without shev.io's written consent it is prohibited to create derivative products based on the report, to use it as part of a commercially distributed product or service, or to remove or alter copyright notices.

The use of **short quotations** and fragments is permitted **only in internal documentation** (internal memos, reports, presentations, working correspondence), provided the meaning and context are preserved and the source is credited: *shev.io*. Any publication or use of the materials in places accessible to third parties is permitted only with shev.io's prior written consent.

© shev.io — All rights reserved.

Market at a glance

This demo shows the **form and depth** of the report — real narrative with the detailed figures and tables masked as “XXX”. When you order the report, every figure is finalised and verified for your copy, and the full report is delivered within 24–72 hours.

Indicator	Value
Market size (2025)	USD 10.8 bn
Forecast (2031)	USD 15.8 bn
CAGR (2021-2031)	6.5%
Study period	2021-2031
Largest region	Asia-Pacific · 38.6%
Fastest-growing region	Asia-Pacific · 7.4%
Market concentration	Moderate
Licence	Individual / Company

The global corn modified starch market reached USD XXX billion in 2025 and is forecast to expand to USD XXX billion by 2031, advancing at a XX% CAGR. Food and beverage manufacturers remain the principal buyers, while paper, corrugated packaging, pharmaceuticals and personal care provide increasingly valuable diversification. Asia-Pacific leads global demand with a XX% share and is also the fastest-growing region as processed-food output, urban consumption and domestic starch-conversion capacity expand. Commercial advantage is shifting toward high-performance waxy-maize systems, clean-label functional starches and application-specific products that reduce formulation cost or replace synthetic binders and barrier materials.

© shev.io — All rights reserved.

Table of contents

1 Introduction

1.1 Study Scope and Objectives

1.2 Corn Modified Starch Market Definition

1.3 Inclusions, Exclusions and Currency Basis

2 Research Methodology

2.1 Secondary Research Programme

2.2 Primary Interview Programme

2.3 Bottom-Up Market Sizing

2.4 Forecast Model and Scenario Design

3 Executive Summary

3.1 Market Size and Forecast

3.2 Leading Segments and Regions

3.3 Strategic Findings

4 Global Corn Modified Starch Market Trends and Dynamics

4.1 Growth Drivers

4.2 Market Restraints

4.3 Commercial Opportunities

4.4 Raw-Material and Pricing Trends

4.5 Porter's Five Forces Analysis

5 Global Market Size and Forecast

5.1 Historical Market Value and Volume, 2021-2025

5.2 Base-Case Forecast, 2026-2031

5.3 Upside and Downside Scenarios

6 Market by Modification Type

6.1 Chemically Modified

6.2 Physically Modified

6.3 Enzymatically Modified

6.4 Dual and Multi-Process Modified

7 Market by Function

7.1 Thickening and Viscosity Control

7.2 Binding and Adhesion

7.3 Stabilization and Moisture Management

7.4 Emulsification and Encapsulation

7.5 Film Formation and Surface Treatment

8 Market by Application

© shev.io — All rights reserved.

8.1 Food and Beverages
8.2 Paper and Packaging
8.3 Pharmaceuticals and Nutraceuticals
8.4 Textiles, Adhesives and Construction
8.5 Personal Care and Cosmetics
8.6 Animal Nutrition and Other Applications
9 Market by Form
9.1 Dry Powder
9.2 Liquid and Slurry
10 Regional and Country Analysis
10.1 North America
10.1.1 United States
10.1.2 Canada
10.1.3 Mexico
10.2 Europe
10.2.1 Germany
10.2.2 France
10.2.3 United Kingdom
10.2.4 Italy
10.2.5 Spain
10.2.6 Rest of Europe
10.3 Asia-Pacific
10.3.1 China
10.3.2 India
10.3.3 Japan
10.3.4 South Korea
10.3.5 Indonesia
10.3.6 Thailand
10.3.7 Vietnam
10.3.8 Rest of Asia-Pacific
10.4 Latin America
10.4.1 Brazil
10.4.2 Argentina
10.4.3 Rest of Latin America
10.5 Middle East and Africa
10.5.1 Türkiye
10.5.2 Saudi Arabia
10.5.3 South Africa

© shev.io — All rights reserved.

10.5.4 Rest of Middle East and Africa

11 Competitive Landscape

11.1 Market Concentration and Company Share

11.2 Strategic Benchmarking

11.3 Mergers, Acquisitions and Capacity Investment

11.4 Company Profiles

11.4.1 Ingredion Incorporated

11.4.2 Cargill, Incorporated

11.4.3 Archer-Daniels-Midland Company

11.4.4 Tate & Lyle PLC

11.4.5 Roquette Frères

11.4.6 AGRANA Beteiligungs-AG

11.4.7 Tereos SCA

11.4.8 Primient

11.4.9 Grain Processing Corporation

11.4.10 Gujarat Ambuja Exports Limited

12 Forecast Opportunities and Strategic Recommendations

12.1 High-Growth Application Opportunities

12.2 Regional Investment Priorities

12.3 Strategic Recommendations by Stakeholder

© shev.io — All rights reserved.

List of tables

Table 1. Corn Modified Starch Market Definition, Inclusions and Exclusions

Table 2. Product Taxonomy by Modification Chemistry, Function and End Use

Table 3. Secondary Source Framework and Data Hierarchy

Table 4. Primary Interview Sample by Company Type, Seniority and Region

Table 5. Market-Sizing Variables, Conversion Factors and Validation Tests

Table 6. Global Market Snapshot, 2021, 2025 and 2031

Table 7. Leading and Fastest-Growing Segments, 2025-2031

Table 8. Regional Market Size, Share and CAGR Summary

Table 9. Market Driver Impact by Geography and Time Horizon

Table 10. Market Restraint Impact by Geography and Time Horizon

Table 11. Porter's Five Forces Assessment

Table 12. Modified Corn Starch versus Functional Native and Alternative Botanical Starches

Table 13. Global Market Value by Year, 2021-2031

Table 14. Global Market Volume by Year, 2021-2031

Table 15. Average Selling Price and Product-Mix Bridge, 2021-2031

Table 16. Forecast Scenario Assumptions and Outcomes

Table 17. Demand Sensitivity to Corn, Energy and End-Market Growth

Table 18. Market Value and Volume by Modification Type, 2021-2031

Table 19. Market Value and Volume by Function, 2021-2031

Table 20. Market Value and Volume by Application, 2021-2031

Table 21. Market Value and Volume by Form, 2021-2031

Table 22. Application Requirements and Preferred Modified-Starch Technologies

Table 23. North America Market by Country, Value, Volume and CAGR

Table 24. Europe Market by Country, Value, Volume and CAGR

Table 25. Asia-Pacific Market by Country, Value, Volume and CAGR

Table 26. Latin America Market by Country, Value, Volume and CAGR

Table 27. Middle East and Africa Market by Country, Value, Volume and CAGR

Table 28. Competitive Market-Share Ranking, 2025

Table 29. Supplier Portfolio, Capacity Footprint and Strategic Positioning Benchmark

Table 30. Ingredion Incorporated Company Profile

Table 31. Cargill, Incorporated Company Profile

Table 32. Archer-Daniels-Midland Company Company Profile

Table 33. Tate & Lyle PLC Company Profile

Table 34. Roquette Frères Company Profile

Table 35. AGRANA Beteiligungs-AG Company Profile

© shev.io — All rights reserved.

Table 36. Tereos SCA Company Profile

Table 37. Primient Company Profile

Table 38. Grain Processing Corporation Company Profile

Table 39. Gujarat Ambuja Exports Limited Company Profile

Table 40. Commercial Opportunity Matrix by Market Size, Growth and Margin Potential

Table 41. Strategic Actions for Producers, Distributors and End Users

Table 42. Market value by year, USD bn

Table 43. Year-over-year value change

Table 44. Drivers — impact on forecast

Table 45. Restraints — impact on forecast

Table 46. Value by modification Type, USD bn

Table 47. Value by function, USD bn

Table 48. Value by application, USD bn

Table 49. Value by form, USD bn

Table 50. Market value by region, USD bn

Table 51. Market value by leading country, USD bn

Table 52. Leading companies

© shev.io — All rights reserved.

List of figures

Figure 1. Global Corn Modified Starch Market Revenue, 2021-2031

Figure 2. 2025 Corn Modified Starch Market Share by Application

Figure 3. Regional Corn Modified Starch CAGR, 2025-2031

Figure 4. Driver and Restraint Directional CAGR Impact

Figure 5. Corn Feedstock and Modified Starch Price Trend Index, 2021-2025

Figure 6. Global Market Value Forecast, 2021-2031

Figure 7. Global Market Volume Forecast, 2021-2031

Figure 8. Base, Upside and Downside Revenue Scenarios to 2031

Figure 9. Market Share by Modification Type, 2025

Figure 10. Market Share by Function, 2025

Figure 11. Market Share by Application, 2025

Figure 12. Segment CAGR Comparison, 2025-2031

Figure 13. Global Revenue Share by Region, 2025

Figure 14. Regional Market Value, 2025 and 2031

Figure 15. Country Growth Leaders, 2025-2031

Figure 16. Global Corn Modified Starch Supplier Market Share, 2025

Figure 17. Competitive Positioning by Speciality Mix and Geographic Reach

Figure 18. Opportunity Attractiveness by Application and Region

Figure 19. Incremental Revenue Pool by Growth Theme, 2025-2031

Figure 20. Value share by modification Type, 2025

Figure 21. Value share by application, 2025

Figure 22. Growth rate by region, 2025-2031

© shev.io — All rights reserved.

Executive summary

The global corn modified starch market reached USD XXX billion in 2025 and is forecast to expand to USD XXX billion by 2031, advancing at a XX% CAGR. Food and beverage manufacturers remain the principal buyers, while paper, corrugated packaging, pharmaceuticals and personal care provide increasingly valuable diversification. Asia-Pacific leads global demand with a XX% share and is also the fastest-growing region as processed-food output, urban consumption and domestic starch-conversion capacity expand. Commercial advantage is shifting toward high-performance waxy-maize systems, clean-label functional starches and application-specific products that reduce formulation cost or replace synthetic binders and barrier materials.

Indicator	Value
Market size 2025	XXX
Forecast 2031	XXX
CAGR	XXX
Largest region	XXX
Fastest region	XXX

Key findings

- The market generated USD XXX billion in 2025 and will reach USD XXX billion by 2031.
- Global revenue will increase at a XX% CAGR between 2025 and 2031.
- Asia-Pacific accounted for XX% of 2025 market value and will expand at a XX% CAGR through 2031.
- Chemically modified starch represented XX% of 2025 revenue, supported by cross-linked, substituted and stabilized grades used under demanding heat, shear and acidity conditions.
- Food and beverages generated XX% of market value in 2025, led by sauces, dairy products, bakery fillings, convenience foods, meat processing and beverage emulsions.
- Thickening and viscosity control accounted for XX% of demand, while emulsification and encapsulation is forecast to grow at XX% annually.
- Dry powdered products represented XX% of revenue because of their transport efficiency, shelf stability and compatibility with dry-blending operations.
- The United States produced XXX bushels of corn in the 2025 crop year, reinforcing raw-material availability for its large wet-milling and starch-conversion sector.

© shev.io — All rights reserved.

Market size and forecast

Market value by year, USD bn

Indicator	2026	2027	2028	2029	2030	2031	CAGR
Market value, USD bn	XXX	XXX	XXX	XXX	XXX	XXX	XXX
Market volume	XXX	XXX	XXX	XXX	XXX	XXX	XXX
Production	XXX	XXX	XXX	XXX	XXX	XXX	XXX
Imports	XXX	XXX	XXX	XXX	XXX	XXX	XXX
Exports	XXX	XXX	XXX	XXX	XXX	XXX	XXX
Apparent consumption	XXX	XXX	XXX	XXX	XXX	XXX	XXX

Source: XXX

Year-over-year value change

Indicator	2027	2028	2029	2030	2031	CAGR
Market value	X%	X%	X%	X%	X%	X%
Production	X%	X%	X%	X%	X%	X%
Imports	X%	X%	X%	X%	X%	X%
Exports	X%	X%	X%	X%	X%	X%

Source: XXX

© shev.io — All rights reserved.

Global Corn Modified Starch Market Trends and Growth Drivers

Corn modified starch sits at the intersection of agricultural processing, formulation technology and industrial materials. Demand is therefore governed by both tonnes of finished products and the intensity of starch functionality required in each formulation. Premium growth occurs where starch solves multiple problems simultaneously, such as viscosity, emulsion stability, moisture control and shelf-life protection.

The demand mix is broadening beyond traditional food thickening. Fibre-based packaging, pharmaceutical excipients, personal-care powders and bio-based industrial binders are raising the strategic value of modification platforms that can tailor charge, solubility, gelatinisation, hydrophobicity and film strength. These applications also reduce suppliers' exposure to a single food-demand cycle.

Competitive pressure remains strongest in standard food and industrial grades, where regional converters can compete on delivered price. Global suppliers preserve margins through waxy-maize sourcing, proprietary modification, regulatory support and application co-development, while clean-label migration requires simultaneous investment in functional native starches.

Growth drivers

Convenience foods increase process-tolerant starch demand

Frozen meals, ambient sauces, bakery fillings and prepared foods require viscosity systems that survive retorting, high shear, low pH and repeated freeze-thaw cycles. Cross-linked and stabilized corn starches provide repeatable texture at industrial scale, making them core ingredients for processors expanding shelf-stable and ready-to-eat portfolios.

Fibre packaging opens new industrial applications

Paper producers and converters are increasing their use of modified starch in surface sizing, strength enhancement, corrugating adhesives and oil-and-grease barrier coatings. Restrictions on persistent fluorinated treatments and brand commitments to recyclable fibre packaging accelerate qualification of renewable starch-based systems.

Asian food processing scales up

Urbanisation, cold-chain investment and formal retail expansion are increasing production of noodles, sauces, dairy products, snacks and convenience meals across China, India and Southeast Asia. Local wet-milling investment improves availability and shortens qualification cycles for regional food manufacturers.

Texture restoration supports reformulation

Reduced-fat, reduced-sugar, gluten-free, plant-based and protein-enriched products often lose viscosity, lubrication or structural integrity during reformulation. Modified corn starch restores body, suspension and mouthfeel at commercially efficient usage rates and is increasingly sold as part of multi-ingredient texture

© shev.io — All rights reserved.

systems.

Encapsulation demand broadens speciality use

Octenyl-succinic-anhydride starches and related emulsifying grades stabilise flavour oils, vitamins, colours and nutraceutical actives before spray drying. Growth in powdered beverages, nutritional products and shelf-stable flavour systems raises the value contribution of these higher-margin grades.

Pharmaceutical and personal-care formulation expands

Modified starch serves as a tablet binder, disintegrant, absorbent, sensory enhancer and rheology modifier in pharmaceutical and cosmetic formulations. Demand benefits from local medicine manufacturing, biodegradable ingredient selection and the replacement of selected synthetic polymers.

Restraints

Clean-label starches displace food-additive grades

Food brands increasingly prefer functional native starches that can be declared simply as corn starch rather than by a modified-starch or additive designation. The substitution is strongest in premium soups, sauces, dairy products and prepared meals, forcing conventional modified-starch suppliers to defend volumes through performance and cost-in-use.

Corn and energy volatility compress margins

Corn procurement, drying energy, chemicals and freight represent major conversion-cost components. Rapid input-price movements create contract repricing delays and working-capital pressure, particularly for independent converters without integrated wet-milling operations.

Additive reassessment raises compliance costs

Regulators require compositional, toxicological, exposure and use-level information for authorised modified starches. Additional data generation, specification updates and customer documentation increase compliance expenditure and can narrow use conditions in sensitive categories such as infant and medical nutrition.

Alternative botanical starches intensify competition

Tapioca offers neutral flavour and attractive labelling, potato provides high viscosity, and wheat starch benefits from integrated European processing. Multibotanical suppliers can redirect customers when corn pricing or functional requirements favour alternatives, limiting corn-based price realisation.

© shev.io — All rights reserved.

Corn Modified Starch Driver and Restraint Impact on the Forecast

Drivers — impact on forecast

Driver	Impact on CAGR	Geography	Horizon
Convenience foods increase process-tolerant starch demand	XXX	XXX	XXX
Fibre packaging opens new industrial applications	XXX	XXX	XXX
Asian food processing scales up	XXX	XXX	XXX
Texture restoration supports reformulation	XXX	XXX	XXX
Encapsulation demand broadens speciality use	XXX	XXX	XXX
Pharmaceutical and personal-care formulation expands	XXX	XXX	XXX

Source: XXX

Restraints — impact on forecast

Restraint	Impact on CAGR	Geography	Horizon
Clean-label starches displace food-additive grades	XXX	XXX	XXX
Corn and energy volatility compress margins	XXX	XXX	XXX
Additive reassessment raises compliance costs	XXX	XXX	XXX
Alternative botanical starches intensify competition	XXX	XXX	XXX

Source: XXX

© shev.io — All rights reserved.

Corn Modified Starch Market Segmentation Analysis

By Modification Type

Chemical cross-linking, substitution, oxidation and stabilization remain essential where products encounter high heat, shear, acidity or prolonged storage. Physical and enzymatic technologies are gaining share as manufacturers seek simpler declarations and lower chemical-processing intensity. Combined-modification systems command premium prices by delivering multiple performance attributes in demanding formulations.

Value share by modification Type, 2025

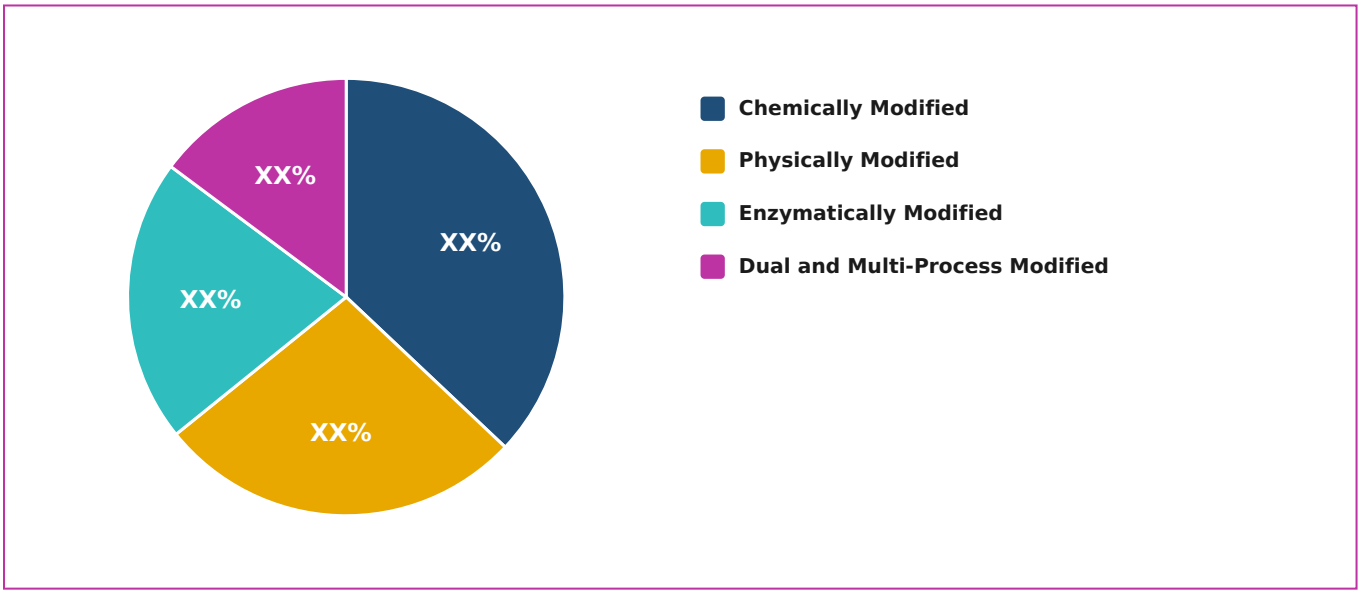

Source: XXX

Value by modification Type, USD bn

Segment	2026	2027	2028	2029	2030	2031	Share 2025	CAGR
Chemically Modified	XXX	XXX	XXX	XXX	XXX	XXX	XXX	XXX
Physically Modified	XXX	XXX	XXX	XXX	XXX	XXX	XXX	XXX
Enzymatically Modified	XXX	XXX	XXX	XXX	XXX	XXX	XXX	XXX
Dual and Multi-Process Modified	XXX	XXX	XXX	XXX	XXX	XXX	XXX	XXX

Source: XXX

By Function

Viscosity control remains the largest function because modified corn starch is widely deployed in sauces, soups, dairy systems, fillings and industrial slurries. Binding and adhesion benefit from corrugated packaging, tablets and processed meats. Emulsifying and encapsulating grades gain value from beverage clouds, flavour oils, vitamins and spray-dried active systems.

© shev.io — All rights reserved.

Value by function, USD bn

Segment	2026	2027	2028	2029	2030	2031	Share 2025	CAGR
Thickening and Viscosity Control	XXX	XXX	XXX	XXX	XXX	XXX	XXX	XXX
Binding and Adhesion	XXX	XXX	XXX	XXX	XXX	XXX	XXX	XXX
Stabilization and Moisture Management	XXX	XXX	XXX	XXX	XXX	XXX	XXX	XXX
Emulsification and Encapsulation	XXX	XXX	XXX	XXX	XXX	XXX	XXX	XXX
Film Formation and Surface Treatment	XXX	XXX	XXX	XXX	XXX	XXX	XXX	XXX
Other Functions	XXX	XXX	XXX	XXX	XXX	XXX	XXX	XXX

Source: XXX

By Application

Food and beverages dominate through broad use in sauces, bakery, dairy, meat, snacks, confectionery and beverages. Paper and packaging demand is accelerating as converters improve dry strength, printability, corrugating speed and grease resistance using renewable starch chemistry. Pharmaceuticals and personal care provide smaller but higher-value outlets with demanding purity and performance specifications.

Value share by application, 2025

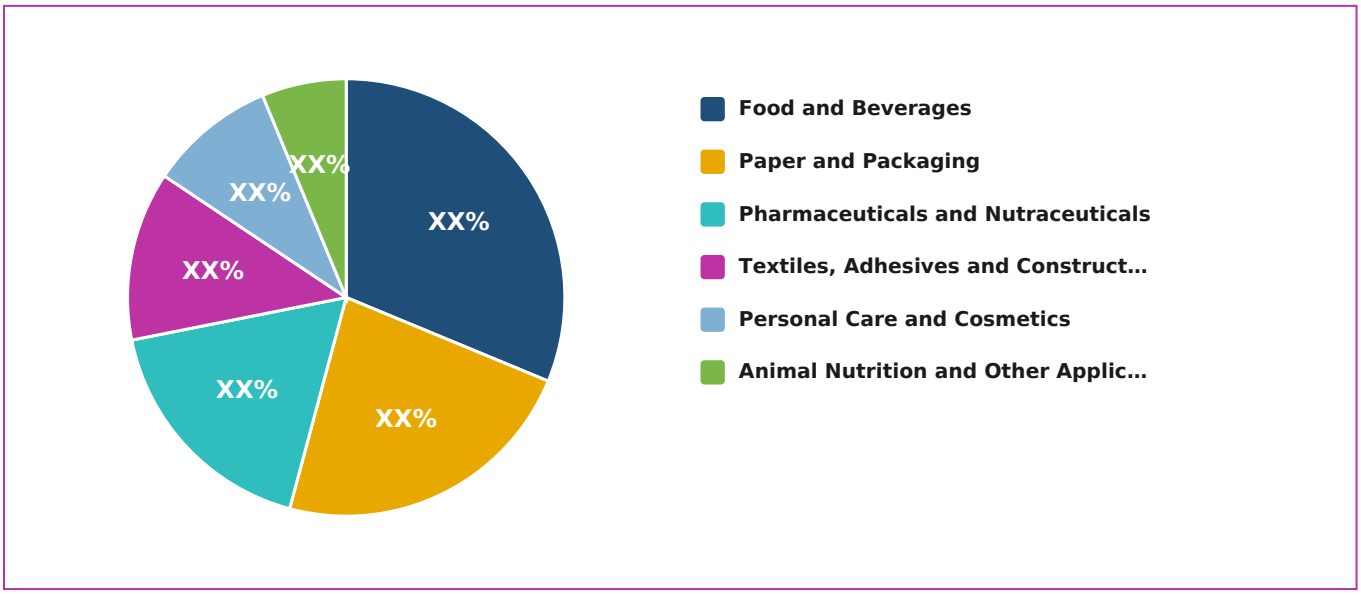

Source: XXX

© shev.io — All rights reserved.

Value by application, USD bn

Segment	2026	2027	2028	2029	2030	2031	Share 2025	CAGR
Food and Beverages	XXX	XXX	XXX	XXX	XXX	XXX	XXX	XXX
Paper and Packaging	XXX	XXX	XXX	XXX	XXX	XXX	XXX	XXX
Pharmaceuticals and Nutraceuticals	XXX	XXX	XXX	XXX	XXX	XXX	XXX	XXX
Textiles, Adhesives and Construction	XXX	XXX	XXX	XXX	XXX	XXX	XXX	XXX
Personal Care and Cosmetics	XXX	XXX	XXX	XXX	XXX	XXX	XXX	XXX
Animal Nutrition and Other Applications	XXX	XXX	XXX	XXX	XXX	XXX	XXX	XXX

Source: XXX

By Form

Powder dominates international trade and dispersed customer supply because it offers long shelf life, high solids, straightforward storage and compatibility with dry blending. Liquid and slurry grades reduce customer-side dispersion steps but require short transport radii and dedicated handling systems. Pregelatinised instant powders are increasing their share within the dry category.

Value by form, USD bn

Segment	2026	2027	2028	2029	2030	2031	Share 2025	CAGR
Dry Powder	XXX	XXX	XXX	XXX	XXX	XXX	XXX	XXX
Liquid and Slurry	XXX	XXX	XXX	XXX	XXX	XXX	XXX	XXX

Source: XXX

© shev.io — All rights reserved.

Corn Modified Starch Market Regional Analysis and Country Outlook

Asia-Pacific held XX% of global revenue in 2025 and will remain the largest and fastest-growing regional market through 2031. China combines extensive corn processing with major food, paper, textile and adhesive industries, while India is adding demand through packaged foods, pharmaceuticals, corrugated packaging and domestic ingredient substitution. Indonesia, Thailand and Vietnam provide a second growth corridor as wet-milling investment and multinational food production deepen regional supply chains.

North America accounted for XX% of 2025 value and retains the industry's most integrated corn wet-milling base. The United States benefits from abundant feedstock, established modified-starch technology and high penetration in processed food and corrugated packaging; growth is shifting toward clean-label-adjacent systems, resistant starches, spray-dried encapsulation and renewable paper coatings rather than commodity thickening grades.

Europe represented XX% of market value, with demand shaped by strict additive governance, non-GMO sourcing and rapid reformulation toward shorter ingredient lists. Latin America and the Middle East and Africa together contributed XX%, led by Brazil, Mexico, Türkiye, Saudi Arabia and South Africa, where packaged-food capacity, paper consumption and pharmaceutical localisation support above-mature-market growth.

Growth rate by region, 2025-2031

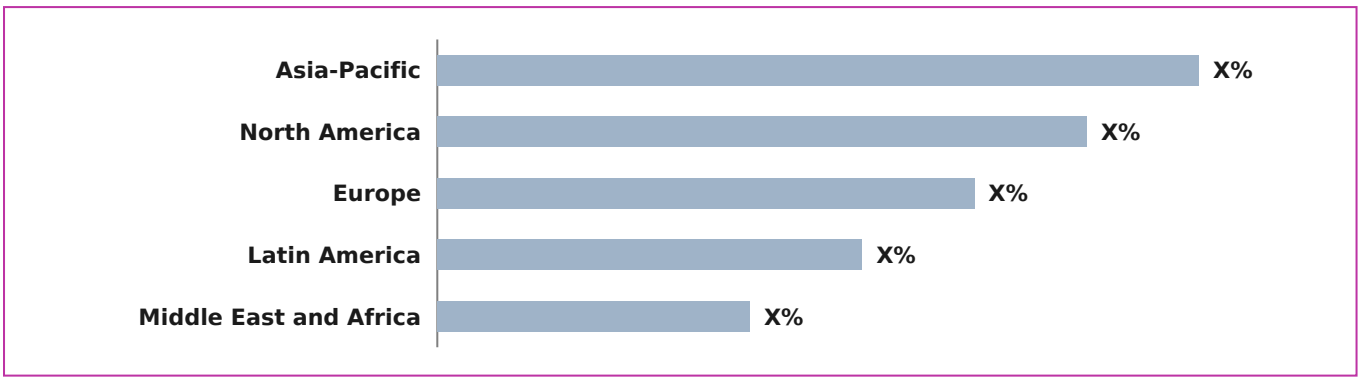

Source: XXX

© shev.io — All rights reserved.

Market value by region, USD bn

Region	2026	2027	2028	2029	2030	2031	Share 2025	CAGR
Asia-Pacific	XXX	XXX	XXX	XXX	XXX	XXX	XXX	XXX
North America	XXX	XXX	XXX	XXX	XXX	XXX	XXX	XXX
Europe	XXX	XXX	XXX	XXX	XXX	XXX	XXX	XXX
Latin America	XXX	XXX	XXX	XXX	XXX	XXX	XXX	XXX
Middle East and Africa	XXX	XXX	XXX	XXX	XXX	XXX	XXX	XXX

Source: XXX

Market value by leading country, USD bn

Country	2025	2031	Share 2025	CAGR
United States	XXX	XXX	XXX	XXX
Germany	XXX	XXX	XXX	XXX
United Kingdom	XXX	XXX	XXX	XXX
Belgium	XXX	XXX	XXX	XXX
Netherlands	XXX	XXX	XXX	XXX
Japan	XXX	XXX	XXX	XXX
China	XXX	XXX	XXX	XXX
Mexico	XXX	XXX	XXX	XXX

Source: XXX

© shev.io — All rights reserved.

Corn Modified Starch Market Competitive Landscape and Company Share

The market is moderately concentrated: the ten largest suppliers generated XX% of 2025 revenue. Ingredion, Cargill and ADM combine corn procurement, wet milling, modification assets, application laboratories and multinational customer coverage, while Roquette, Tate & Lyle, AGRANA and Tereos compete through speciality texture portfolios and regional technical support. Chinese and Indian producers exert stronger price pressure in standard oxidised, cationic, pregelatinised and cross-linked grades.

Competition is moving from individual ingredients toward application systems. Leading suppliers combine modified starch with functional native starch, fibre, hydrocolloids, protein and sweetener technologies, enabling them to sell texture, stability and nutritional outcomes rather than tonnes alone. Customer retention increasingly depends on pilot-scale testing, regulatory documentation, rapid reformulation support and consistent multi-region supply.

Portfolio consolidation and capacity partnerships are reshaping the field. Ingredion's recommended acquisition of Tate & Lyle would create a broader global texture and sweetening platform, while the AGRANA-Ingredion Romanian joint venture adds regional starch capacity and cost efficiency. Primient's ownership transition and USD XXX million asset-modernisation programme strengthen North American industrial and food-ingredient supply.

Leading companies

Company	HQ	Est. revenue 2025	Market share 2025	YoY
Ingredion Incorporated	XXX	XXX	XXX	XXX
Cargill, Incorporated	XXX	XXX	XXX	XXX
Archer-Daniels-Midland Company	XXX	XXX	XXX	XXX
Tate & Lyle PLC	XXX	XXX	XXX	XXX
Roquette Frères	XXX	XXX	XXX	XXX
AGRANA Beteiligungs-AG	XXX	XXX	XXX	XXX
Tereos SCA	XXX	XXX	XXX	XXX
Primient	XXX	XXX	XXX	XXX
Grain Processing Corporation	XXX	XXX	XXX	XXX
Gujarat Ambuja Exports Limited	XXX	XXX	XXX	XXX

Source: XXX

© shev.io — All rights reserved.

Corn Modified Starch Market Forecast and Commercial Opportunities

The base-case forecast places the market at USD XXX billion in 2031. Volume expansion will be concentrated in Asia-Pacific food processing and global fibre packaging, while value growth will be reinforced by premium waxy-maize, emulsifying, encapsulation, resistant and application-specific grades. Mature-market commodity products will face persistent price competition and substitution by functional native starches.

An upside scenario emerges if recyclable paper packaging displaces plastic and PFAS-treated formats faster than current commitments imply. Modified corn starch would gain from barrier coatings, surface sizing and high-speed corrugating systems, lifting industrial demand and improving plant utilisation. A downside scenario centres on weak packaged-food production, prolonged corn-cost inflation and faster clean-label reformulation in Europe and North America.

Winning suppliers will combine secure corn origination, efficient low-carbon conversion, flexible modification technology and formulation expertise. Commercial portfolios that bridge conventional modified starch, functional native starch and ingredient systems will capture a larger share of customer innovation budgets and withstand shifts in additive labelling preferences.

Opportunities

- PFAS-free and polymer-reducing starch coatings for fibre-based packaging
- Locally produced waxy-maize starch systems in China, India and Southeast Asia
- Reduced-fat dairy, plant-based foods and high-protein formulations requiring texture restoration
- Spray-dried encapsulation carriers for flavours, nutrients and active ingredients
- Non-GMO, organic and identity-preserved corn modified starch
- High-amylose and digestion-managed starches for metabolic-health formulations

> This preview shows the form and depth of the report. The full report contains every figure, segment- and country-level detail and full company profiles. On purchase all figures are finalised and verified, and the report is delivered within 24–72 hours.

© shev.io — All rights reserved.