

Global Centrifuged Latex Concentrate Market 2026

Market size, segmentation, competitive landscape and outlook

2021-2031

Moving forward, together



Every one of us has, at some point, heard the line from *Alice in Wonderland*: “It takes all the running you can do, to keep in the same place. If you want to get somewhere else, you must run at least twice as fast.” Cliché as the quote has become, our world is changing at extraordinary speed. And yet, to my mind, it matters not only to run fast, but — more importantly — to know where you are running.

We see ourselves as the navigator, ready at the right moment to point out the correct course. By providing current, timely information for the decisions that matter, we aim to protect our clients from missteps and to help them find new opportunities.

It matters to us that you are satisfied with the work we have done. If you have any questions about this report, we will be glad to answer them.

ANDREY SHEVCHENKO, Managing Partner

© shev.io — All rights reserved.

Disclaimer

This report was prepared by shev.io solely for information purposes. shev.io does not guarantee the accuracy and completeness of all information contained in the report, as the data in some sources may have been distorted inadvertently or deliberately. The information presented in this report must not be construed, directly or indirectly, as containing recommendations for further business action. All opinions and estimates contained in this report reflect the authors' judgement as at the date of publication and may be changed without notice.

shev.io accepts no liability for any loss or damage arising from any third party's use of the information contained in this report, including published opinions or conclusions, or for consequences caused by the incompleteness of the information presented. The information presented in this report is obtained from open sources. Additional information may be provided on request.

This document, or any part of it, may not be distributed without the written permission of shev.io, nor reproduced by any means.

© shev.io — All rights reserved.

Terms of use

This report is provided to the user under a **non-exclusive, non-transferable, limited licence** solely for internal use within the purposes for which the report was lawfully acquired.

The user **may not**, in whole or in part, transfer, sell, gift, publish or otherwise distribute the report to third parties, nor pass it to any other legal entities, partner organisations or external teams (including affiliated companies). It is prohibited to place the report (or fragments of it) in the public domain (websites, social networks, messengers, file-sharing services, open-link cloud storage) or to provide access through third-party services where this allows third parties to review the materials.

If the report is purchased by a **company**, its use is permitted **only by that company's employees** for internal tasks. Passing the report to contractors, consultants, freelancers, agencies and any external parties is prohibited.

All exclusive rights to the report — including its structure, texts, data selection, visualisations, tables, charts and design elements — belong to the rights holder (shev.io) or are used on lawful grounds. The user receives the right to use the report only within these terms.

Without shev.io's written consent it is prohibited to create derivative products based on the report, to use it as part of a commercially distributed product or service, or to remove or alter copyright notices.

The use of **short quotations** and fragments is permitted **only in internal documentation** (internal memos, reports, presentations, working correspondence), provided the meaning and context are preserved and the source is credited: *shev.io*. Any publication or use of the materials in places accessible to third parties is permitted only with shev.io's prior written consent.

© shev.io — All rights reserved.

Market at a glance

This demo shows the **form and depth** of the report — real narrative with the detailed figures and tables masked as “XXX”. When you order the report, every figure is finalised and verified for your copy, and the full report is delivered within 24–72 hours.

Indicator	Value
Market size (2025)	USD 5.2 bn
Forecast (2031)	USD 7.3 bn
CAGR (2021-2031)	5.6%
Study period	2021-2031
Largest region	Asia-Pacific · 69%
Fastest-growing region	Asia-Pacific · 5.9%
Market concentration	Moderate
Licence	Individual / Company

The global centrifuged latex concentrate market reached USD XXX billion in 2025 and is forecast to expand to USD XXX billion by 2031, advancing at a CAGR of XX%. Demand is anchored by medical, examination, household and industrial gloves, while condoms, medical components, elastic thread, foam and specialty dipped goods provide higher-margin growth. Asia-Pacific accounts for XX% of market value and combines the dominant field-latex supply base with the world's largest latex-products manufacturing cluster. Traceable sourcing, low-ammonia formulations, tighter impurity control and direct integration between processors and glove manufacturers are redefining supplier competitiveness.

© shev.io — All rights reserved.

Table of contents

1 Introduction

1.1 Study Scope and Market Definition

1.2 Product Grades and Technical Specifications

1.3 Market Inclusions and Exclusions

2 Research Methodology

2.1 Research Design and Data Triangulation

2.2 Primary Interview Programme

2.3 Market Sizing and Forecast Model

2.4 Assumptions and Quality Controls

3 Executive Summary

3.1 Market Size, Share and CAGR

3.2 Leading Segments and Regions

3.3 Strategic Findings

4 Market Dynamics

4.1 Market Drivers

4.2 Market Restraints

4.3 Market Opportunities

4.4 Driver and Restraint Impact Analysis

4.5 Porter's Five Forces Analysis

5 Global Market Size and Forecast, 2021-2031

5.1 Market Value Forecast

5.2 Demand Volume Forecast

5.3 Pricing and Mix Outlook

5.4 Scenario and Sensitivity Analysis

6 Market Size and Forecast by Ammonia Grade

6.1 High-Ammonia Latex

6.2 Low-Ammonia Latex

6.3 Medium-Ammonia and Custom Preservative Systems

7 Market Size and Forecast by Processing and DRC Grade

7.1 Standard 60% DRC Single-Centrifuged Latex

7.2 Double-Centrifuged and High-Purity Latex

7.3 Custom DRC and Specialty Functional Grades

8 Market Size and Forecast by Application

8.1 Medical and Examination Gloves

8.2 Household and Industrial Gloves

© shev.io — All rights reserved.

8.3 Condoms and Medical Components
8.4 Elastic Thread and Balloons
8.5 Foam, Mattresses and Pillows
8.6 Adhesives and Other Dipped Goods
9 Market Size and Forecast by Packaging and Delivery Format
9.1 Bulk Tanker and ISO Tank Container
9.2 Flexibag
9.3 Drums
9.4 IBC and Small-Lot Formats
10 Regional and Country Market Analysis
10.1 Asia-Pacific
10.1.1 Thailand
10.1.2 Malaysia
10.1.3 China
10.1.4 India
10.1.5 Indonesia
10.1.6 Vietnam
10.1.7 Sri Lanka
10.1.8 Rest of Asia-Pacific
10.2 Europe
10.2.1 Germany
10.2.2 United Kingdom
10.2.3 France
10.2.4 Italy
10.2.5 Spain
10.2.6 Rest of Europe
10.3 North America
10.3.1 United States
10.3.2 Canada
10.3.3 Mexico
10.4 Latin America
10.4.1 Brazil
10.4.2 Argentina
10.4.3 Colombia
10.4.4 Rest of Latin America
10.5 Middle East and Africa
10.5.1 Côte d'Ivoire
10.5.2 Turkey

© shev.io — All rights reserved.

10.5.3 South Africa
10.5.4 Rest of Middle East and Africa
11 Competitive Landscape
11.1 Market Concentration and Company Share
11.2 Capacity, Product and Geographic Benchmarking
11.3 Strategic Developments and Investment
11.4 Company Profiles
11.4.1 Sri Trang Agro-Industry Public Company Limited
11.4.2 Thai Rubber Latex Group Public Company Limited
11.4.3 Von Bundit Co., Ltd.
11.4.4 Southland Latex Co., Ltd.
11.4.5 Thai Hua Rubber Public Company Limited
11.4.6 Thai Eastern Group Holdings Public Company Limited
11.4.7 MARDEC Berhad
11.4.8 Feltex Co., Ltd.
11.4.9 Kurian Abraham Private Limited
11.4.10 Malabar Latex Private Limited
12 Regulation, Sustainability and Trade
12.1 Product Standards and Medical Requirements
12.2 EUDR and Chain-of-Custody Readiness
12.3 Environmental Controls and Wastewater Management
13 Forecast Opportunities and Strategic Recommendations

© shev.io — All rights reserved.

List of tables

Table 1. Market Definition, Inclusions and Exclusions

Table 2. Centrifuged Latex Concentrate Grades, Specifications and Principal Uses

Table 3. Global Market Snapshot, 2021, 2025 and 2031

Table 4. Headline Segment Shares and Growth Rates

Table 5. Base, Upside and Downside Forecast Scenarios

Table 6. Market Driver Impact Matrix by Geography and Horizon

Table 7. Market Restraint Impact Matrix by Geography and Horizon

Table 8. Porter's Five Forces Assessment

Table 9. Concentrated Latex Price, Field-Latex Cost and Processor Margin Indicators

Table 10. Annual Global Market Value, 2021-2031

Table 11. Annual Global Wet-Tonnage and DRC-Equivalent Demand, 2021-2031

Table 12. Historical and Forecast Growth Decomposition: Volume, Price and Mix

Table 13. Forecast Sensitivity to Glove Demand, NR Price and Nitrile Substitution

Table 14. Market Value and Forecast by Ammonia Grade, 2021-2031

Table 15. Demand Volume and Share by Ammonia Grade, 2025 and 2031

Table 16. Market Value and Forecast by Processing and DRC Grade, 2021-2031

Table 17. Demand Volume and Share by Processing and DRC Grade, 2025 and 2031

Table 18. Market Value and Forecast by Application, 2021-2031

Table 19. Demand Volume and Share by Application, 2025 and 2031

Table 20. Market Value and Forecast by Packaging and Delivery Format, 2021-2031

Table 21. Delivery Format Economics: Payload, Handling and Typical Customer Scale

Table 22. Asia-Pacific Market by Country, 2021-2031

Table 23. Europe Market by Country, 2021-2031

Table 24. North America Market by Country, 2021-2031

Table 25. Latin America Market by Country, 2021-2031

Table 26. Middle East and Africa Market by Country, 2021-2031

Table 27. Leading Supplier Market Share and Competitive Position, 2025

Table 28. Supplier Capacity, Factory Footprint, Certifications and Product Coverage

Table 29. Sri Trang Agro-Industry Company Profile

Table 30. Thai Rubber Latex Group Company Profile

Table 31. Von Bundit Company Profile

Table 32. Southland Latex Company Profile

Table 33. Thai Hua Rubber Company Profile

Table 34. Thai Eastern Group Holdings Company Profile

Table 35. MARDEC Company Profile

© shev.io — All rights reserved.

Table 36. Feltex Company Profile

Table 37. Kurian Abraham Company Profile

Table 38. Malabar Latex Company Profile

Table 39. Applicable Latex Standards and Test Parameters

Table 40. EUDR Obligations, Dates and Supply-Chain Data Requirements

Table 41. Major Trade Corridors, Delivery Formats and Lead Times

Table 42. Opportunity Matrix by Market Size, Growth and Competitive Intensity

Table 43. Priority Country Opportunities, 2026-2031

Table 44. Strategic Actions for Producers, Converters and Investors

Table 45. Market value by year, USD bn

Table 46. Year-over-year value change

Table 47. Drivers — impact on forecast

Table 48. Restraints — impact on forecast

Table 49. Value by ammonia Grade, USD bn

Table 50. Value by processing and DRC Grade, USD bn

Table 51. Value by application, USD bn

Table 52. Value by packaging and Delivery Format, USD bn

Table 53. Market value by region, USD bn

Table 54. Market value by leading country, USD bn

Table 55. Leading companies

© shev.io — All rights reserved.

List of figures

Figure 1. Centrifuged Latex Concentrate Value Chain from Smallholder to Converter

Figure 2. Global Centrifuged Latex Concentrate Market Value, 2021-2031

Figure 3. 2025 Market Value Share by Region

Figure 4. Driver and Restraint Directional CAGR Impact

Figure 5. Natural Latex versus Nitrile Substitution Pressure by Application

Figure 6. Global Market Value Forecast, USD Billion, 2021-2031

Figure 7. Global Demand Volume Forecast, Million Wet Tonnes, 2021-2031

Figure 8. Implied Average Realized Price per Wet Tonne, 2021-2031

Figure 9. 2025 Market Share by Ammonia Grade

Figure 10. 2025 Market Share by Processing and DRC Grade

Figure 11. 2025 Market Share by Application

Figure 12. Application CAGR Comparison, 2025-2031

Figure 13. 2025 Market Share by Packaging and Delivery Format

Figure 14. Regional Market Value and CAGR, 2025-2031

Figure 15. Regional Market Share, 2025 versus 2031

Figure 16. Global Centrifuged Latex Concentrate Supplier Share, 2025

Figure 17. Leading Suppliers by Latex Capacity and Integration Score

Figure 18. EUDR Readiness by Supplier Tier and Destination Market

Figure 19. Opportunity Attractiveness by Application and Grade

Figure 20. Value share by ammonia Grade, 2025

Figure 21. Value share by application, 2025

Figure 22. Growth rate by region, 2025-2031

© shev.io — All rights reserved.

Executive summary

The global centrifuged latex concentrate market reached USD XXX billion in 2025 and is forecast to expand to USD XXX billion by 2031, advancing at a CAGR of XX%. Demand is anchored by medical, examination, household and industrial gloves, while condoms, medical components, elastic thread, foam and specialty dipped goods provide higher-margin growth. Asia-Pacific accounts for XX% of market value and combines the dominant field-latex supply base with the world's largest latex-products manufacturing cluster. Traceable sourcing, low-ammonia formulations, tighter impurity control and direct integration between processors and glove manufacturers are redefining supplier competitiveness.

Indicator	Value
Market size 2025	XXX
Forecast 2031	XXX
CAGR	XXX
Largest region	XXX
Fastest region	XXX

Key findings

- The market generated USD XXX billion in 2025 and will reach USD XXX billion in 2031.
- Commercial demand volume totaled XXX wet tonnes in 2025 and will rise to XXX wet tonnes by 2031.
- Asia-Pacific represented XX% of 2025 market value and will post the fastest regional CAGR of XX%.
- Medical and examination gloves accounted for XX% of 2025 demand value, making them the largest application.
- High-ammonia concentrate held XX% of value, while low-ammonia concentrate will grow faster at XX% annually through 2031.
- Standard single-centrifuged XX% DRC material represented XX% of 2025 sales.
- ANRPC projects world natural rubber production at XXX tonnes in 2026, up XX% from XXX tonnes in 2025.
- India produced XXX tonnes DRC of latex concentrates in 2024-25, compared with XXX tonnes in 2023-24, according to the Rubber Board of India.

© shev.io — All rights reserved.

Market size and forecast

Market value by year, USD bn

Indicator	2026	2027	2028	2029	2030	2031	CAGR
Market value, USD bn	XXX	XXX	XXX	XXX	XXX	XXX	XXX
Market volume	XXX	XXX	XXX	XXX	XXX	XXX	XXX
Production	XXX	XXX	XXX	XXX	XXX	XXX	XXX
Imports	XXX	XXX	XXX	XXX	XXX	XXX	XXX
Exports	XXX	XXX	XXX	XXX	XXX	XXX	XXX
Apparent consumption	XXX	XXX	XXX	XXX	XXX	XXX	XXX

Source: XXX

Year-over-year value change

Indicator	2027	2028	2029	2030	2031	CAGR
Market value	X%	X%	X%	X%	X%	X%
Production	X%	X%	X%	X%	X%	X%
Imports	X%	X%	X%	X%	X%	X%
Exports	X%	X%	X%	X%	X%	X%

Source: XXX

© shev.io — All rights reserved.

Global Centrifuged Latex Concentrate Market Trends and Growth Drivers

Centrifuged latex concentrate sits at the intersection of agricultural supply and highly controlled manufacturing. Fresh latex must be collected, preserved and processed rapidly, so plant economics depend on dense procurement networks as much as centrifuge capacity. Downstream buyers then evaluate each lot against dry rubber content, total solids, ammonia, VFA, mechanical stability, coagulum, sludge and trace-metal specifications.

The demand cycle is led by gloves, but the quality ladder is widening. Commodity household applications remain price-driven, while medical devices, condoms and thin-film products pay for tighter purity, documentation and functional consistency. This divergence is directing investment toward low-ammonia, double-centrifuged and customer-specific grades.

Supply-chain transparency is becoming a commercial specification. EUDR implementation, multinational procurement standards and customer carbon targets are moving farm coordinates, custody records, wastewater performance and energy intensity into supplier scorecards alongside price and laboratory results.

Growth drivers

Healthcare glove demand resets above its pre-pandemic base

Hospital infection-control protocols, laboratory activity and food-processing hygiene sustain a structurally larger glove market than before 2020. Natural latex retains a strong position where elasticity, tactile sensitivity and puncture indication outweigh the allergy-management advantages of nitrile, supporting high-throughput concentrate consumption by integrated Asian glove plants.

Low-ammonia latex gains across sensitive applications

Glove, condom and medical-component manufacturers are reducing ammonia exposure and downstream de-ammoniation requirements. Processors that control microbial stability, VFA, mechanical stability and trace metals can charge a quality premium while securing longer converter approvals.

Condom and medical-device manufacturing expands

Public-health procurement, reproductive-health programmes and growing commercial demand support additional consumption of tightly specified natural latex. These applications require consistent film formation, low impurity levels and stringent batch documentation, raising value faster than tonnage.

Specialty dipped goods broaden the demand base

Industrial gloves, balloons, catheters, dental dams, elastic products and technical dipped components diversify consumption beyond examination gloves. Product customization creates opportunities for double centrifugation, tailored preservative systems and application-specific viscosity control.

© shev.io — All rights reserved.

Traceable natural materials secure preferred-supplier status

European and multinational buyers are incorporating plot geolocation, chain-of-custody and deforestation-risk controls into supplier qualification. Large processors with digital procurement networks and segregated storage can convert compliance capability into customer retention and premium contracts.

Downstream integration stabilizes processor utilization

Ownership links between plantations, centrifuging plants and glove or rubber-thread factories reduce spot-market exposure and improve production planning. Integrated groups can direct fresh latex toward the highest-return outlet while maintaining year-round concentrate supply for strategic customers.

Restraints

Nitrile substitution caps commodity-grade growth

Nitrile latex has expanded in examination gloves because it eliminates natural-latex protein concerns and supports standardized automated production. Natural latex remains performance-competitive, but undifferentiated concentrate suppliers face slower growth wherever converters can switch formulations and former capacity.

Fresh field-latex supply tightens

Low tapping returns, ageing trees, labor shortages and conversion of rubber land to alternative crops reduce the flow of fresh latex suitable for centrifuging. Because field latex must be preserved and moved rapidly, processors cannot fully offset local shortages with long-distance procurement.

Rubber-price and currency volatility compress margins

Processors buy fresh latex against rapidly changing dry-rubber benchmarks while many customer contracts reprice with a delay. Movements in the Thai baht, Malaysian ringgit and US dollar compound working-capital requirements and can temporarily shift trade flows between producing countries.

Environmental compliance raises conversion costs

Centrifuging generates high-organic-load wastewater, skim latex and ammonia-bearing emissions that require controlled treatment. Plants lacking scale face higher unit costs for biological treatment, odor control, sludge management and auditable environmental performance.

© shev.io — All rights reserved.

Centrifuged Latex Concentrate Market Driver and Restraint Impact

Drivers — impact on forecast

Driver	Impact on CAGR	Geography	Horizon
Healthcare glove demand resets above its pre-pandemic base	XXX	XXX	XXX
Low-ammonia latex gains across sensitive applications	XXX	XXX	XXX
Condom and medical-device manufacturing expands	XXX	XXX	XXX
Specialty dipped goods broaden the demand base	XXX	XXX	XXX
Traceable natural materials secure preferred-supplier status	XXX	XXX	XXX
Downstream integration stabilizes processor utilization	XXX	XXX	XXX

Source: XXX

Restraints — impact on forecast

Restraint	Impact on CAGR	Geography	Horizon
Nitrile substitution caps commodity-grade growth	XXX	XXX	XXX
Fresh field-latex supply tightens	XXX	XXX	XXX
Rubber-price and currency volatility compress margins	XXX	XXX	XXX
Environmental compliance raises conversion costs	XXX	XXX	XXX

Source: XXX

© shev.io — All rights reserved.

Centrifuged Latex Concentrate Market Segmentation Analysis

By Ammonia Grade

High-ammonia latex remains the principal internationally traded grade because it provides robust preservation during storage and ocean transport. Low-ammonia systems are gaining in medical dipping, condoms and enclosed manufacturing environments where converters prioritize lower emissions and reduced de-ammoniation. Medium-ammonia and customized preservation systems serve customers balancing stability, process economics and workplace requirements.

Value share by ammonia Grade, 2025

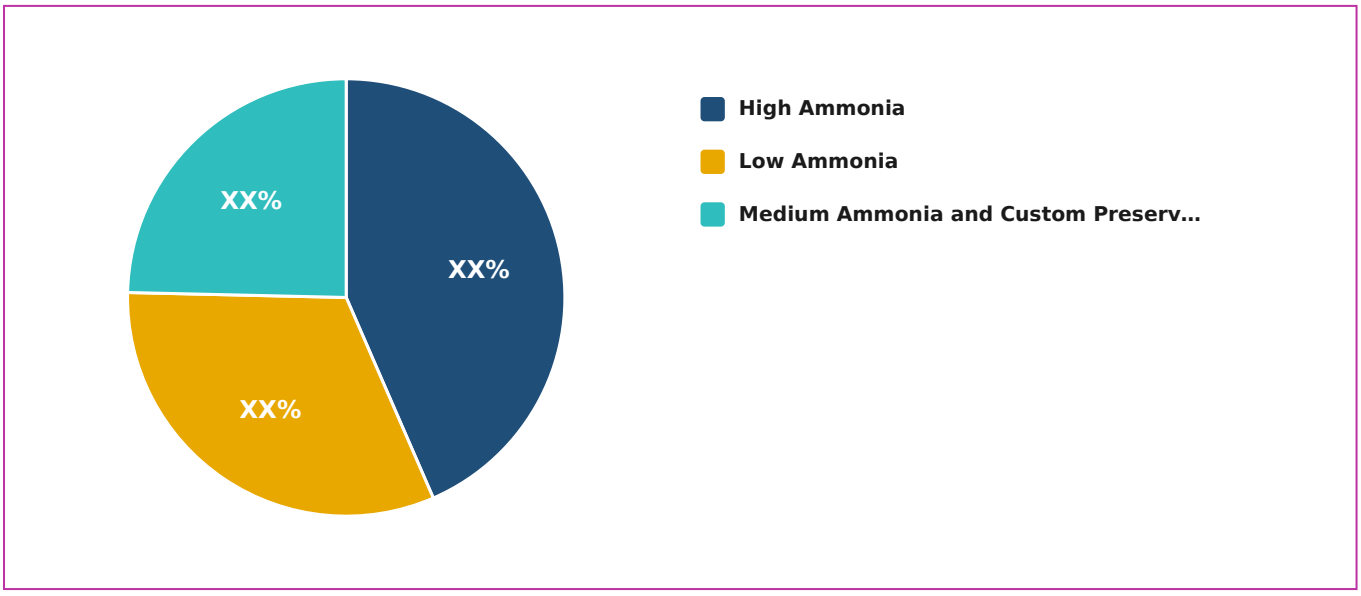

Source: XXX

Value by ammonia Grade, USD bn

Segment	2026	2027	2028	2029	2030	2031	Share 2025	CAGR
High Ammonia	XXX	XXX	XXX	XXX	XXX	XXX	XXX	XXX
Low Ammonia	XXX	XXX	XXX	XXX	XXX	XXX	XXX	XXX
Medium Ammonia and Custom Preservative Systems	XXX	XXX	XXX	XXX	XXX	XXX	XXX	XXX

Source: XXX

By Processing and DRC Grade

© shev.io — All rights reserved.

Approximately XX% DRC single-centrifuged latex is the industry workhorse and benefits from standardized converter recipes and efficient global logistics. Double-centrifuged and high-purity grades command higher prices for medical, thin-film and low-protein applications. Customized DRC and functional grades grow from a smaller base as suppliers tailor non-rubber content, viscosity, mechanical stability and preservative chemistry.

Value by processing and DRC Grade, USD bn

Segment	2026	2027	2028	2029	2030	2031	Share 2025	CAGR
Standard 60% DRC Single-Centrifuged	XXX	XXX	XXX	XXX	XXX	XXX	XXX	XXX
Double-Centrifuged and High-Purity	XXX	XXX	XXX	XXX	XXX	XXX	XXX	XXX
Custom DRC and Specialty Functional Grades	XXX	XXX	XXX	XXX	XXX	XXX	XXX	XXX

Source: XXX

By Application

Medical and examination gloves dominate because their high line speeds translate into continuous bulk consumption, while household and industrial gloves add a large, price-sensitive demand block. Condoms and medical components purchase smaller volumes but impose stricter purity, film and documentation requirements. Foam, elastic thread, balloons and adhesives diversify the market and provide outlets for grades optimized around viscosity, gel behavior and mechanical stability.

Value share by application, 2025

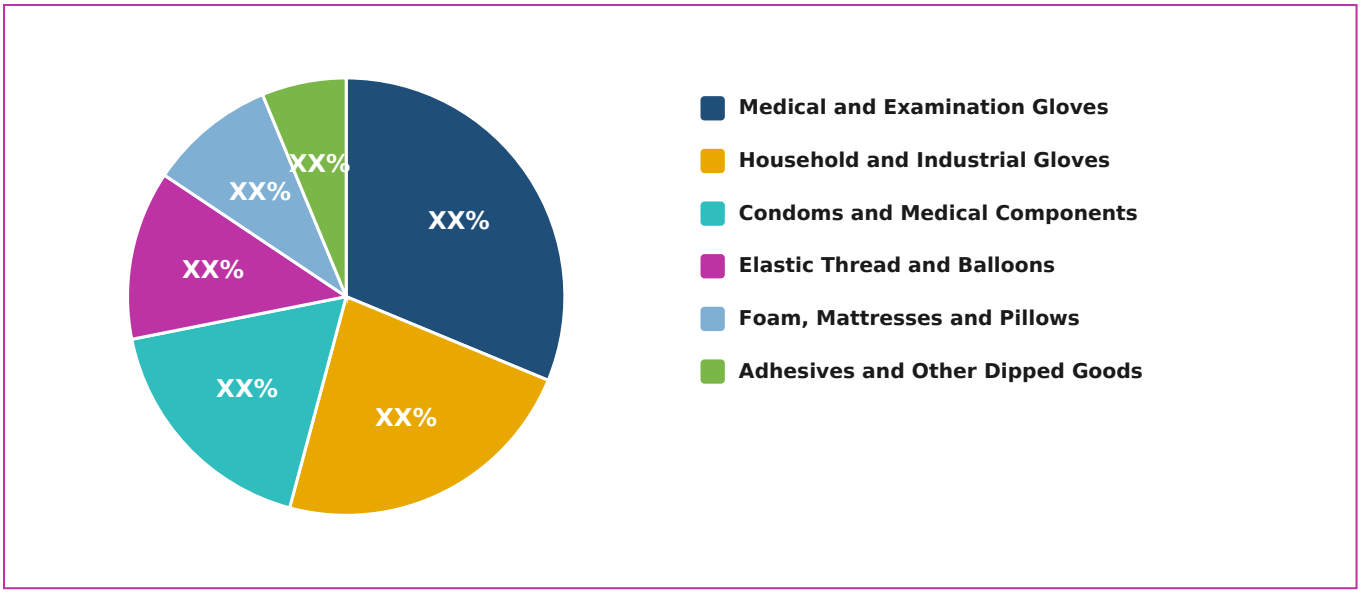

Source: XXX

© shev.io — All rights reserved.

Value by application, USD bn

Segment	2026	2027	2028	2029	2030	2031	Share 2025	CAGR
Medical and Examination Gloves	XXX	XXX	XXX	XXX	XXX	XXX	XXX	XXX
Household and Industrial Gloves	XXX	XXX	XXX	XXX	XXX	XXX	XXX	XXX
Condoms and Medical Components	XXX	XXX	XXX	XXX	XXX	XXX	XXX	XXX
Elastic Thread and Balloons	XXX	XXX	XXX	XXX	XXX	XXX	XXX	XXX
Foam, Mattresses and Pillows	XXX	XXX	XXX	XXX	XXX	XXX	XXX	XXX
Adhesives and Other Dipped Goods	XXX	XXX	XXX	XXX	XXX	XXX	XXX	XXX

Source: XXX

By Packaging and Delivery Format

Bulk road tankers and ISO tank containers dominate large integrated supply lanes because they minimize packaging and handling cost. Flexibags are expanding in intercontinental trade by opening containerized routes to medium-volume customers. Drums remain essential for smaller lots, specialty grades and destinations without bulk unloading infrastructure, while IBCs serve customers requiring batch separation and flexible inventory control.

Value by packaging and Delivery Format, USD bn

Segment	2026	2027	2028	2029	2030	2031	Share 2025	CAGR
Bulk Tanker and ISO Tank Container	XXX	XXX	XXX	XXX	XXX	XXX	XXX	XXX
Flexibag	XXX	XXX	XXX	XXX	XXX	XXX	XXX	XXX
Drums	XXX	XXX	XXX	XXX	XXX	XXX	XXX	XXX
IBC and Small-Lot Formats	XXX	XXX	XXX	XXX	XXX	XXX	XXX	XXX

Source: XXX

© shev.io — All rights reserved.

Centrifuged Latex Concentrate Market Regional Analysis and Country Outlook

Asia-Pacific generated XX% of global market value in 2025, reflecting the co-location of Hevea production, centrifuging plants and latex-products manufacturing. Thailand is the pivotal export hub, supported by extensive fresh-latex collection, specialist processors and integrated groups such as Sri Trang Agro-Industry and Thai Rubber Latex Group. Malaysia remains a major consumption center for gloves and rubber thread even as its domestic natural-rubber output contracts, increasing its reliance on imported feedstock and concentrate.

India is the region's strongest structural growth story outside Southeast Asia. The Rubber Board recorded latex-concentrate production of XXX tonnes DRC in 2024-25, while domestic glove, condom, balloon, adhesive and foam manufacturers provide a broad demand platform. China combines substantial dipped-goods production with import demand, while Vietnam is developing as both a rubber supplier and a downstream manufacturing location.

Europe and North America together represented XX% of 2025 value, with consumption weighted toward regulated medical products, condoms, industrial dipping and specialized formulations. Europe will increasingly separate traceable EUDR-ready latex from conventional flows. Côte d'Ivoire is strengthening the Middle East and Africa supply outlook through rising natural-rubber output, but fresh-latex collection and local centrifuging infrastructure remain less developed than the solid-rubber chain.

Growth rate by region, 2025-2031

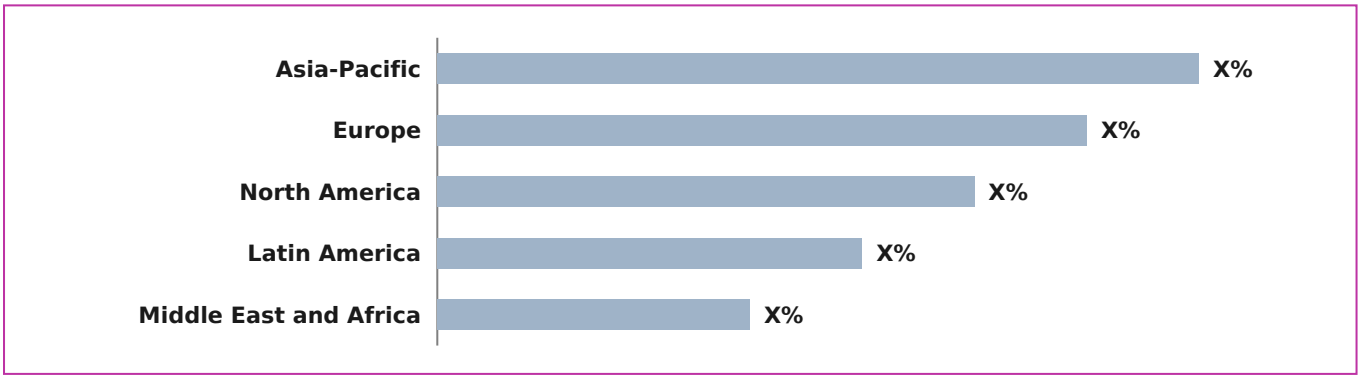

Source: XXX

© shev.io — All rights reserved.

Market value by region, USD bn

Region	2026	2027	2028	2029	2030	2031	Share 2025	CAGR
Asia-Pacific	XXX	XXX	XXX	XXX	XXX	XXX	XXX	XXX
Europe	XXX	XXX	XXX	XXX	XXX	XXX	XXX	XXX
North America	XXX	XXX	XXX	XXX	XXX	XXX	XXX	XXX
Latin America	XXX	XXX	XXX	XXX	XXX	XXX	XXX	XXX
Middle East and Africa	XXX	XXX	XXX	XXX	XXX	XXX	XXX	XXX

Source: XXX

Market value by leading country, USD bn

Country	2025	2031	Share 2025	CAGR
United States	XXX	XXX	XXX	XXX
Germany	XXX	XXX	XXX	XXX
United Kingdom	XXX	XXX	XXX	XXX
Belgium	XXX	XXX	XXX	XXX
Netherlands	XXX	XXX	XXX	XXX
Japan	XXX	XXX	XXX	XXX
China	XXX	XXX	XXX	XXX
Mexico	XXX	XXX	XXX	XXX

Source: XXX

© shev.io — All rights reserved.

Centrifuged Latex Concentrate Market Competitive Landscape and Company Share

The market is moderately concentrated: large Thai processors lead internationally traded volume, while dozens of regional plants serve domestic and cross-border customers. Sri Trang Agro-Industry holds the strongest integrated position through field-latex procurement, eight latex factories, global distribution and downstream glove demand. Thai Rubber Latex Group, Von Bundit, Southland Latex, Thai Hua Rubber, Thai Eastern Group and Feltex form the next tier of established Thai suppliers.

Competition centers on secure fresh-latex access, batch consistency, ammonia system, mechanical stability time, VFA number, trace metals, delivery reliability and wastewater performance. Large customers increasingly audit farm traceability and processing controls in addition to conventional laboratory specifications. Tank-container and flexibag logistics are gaining strategic importance because they reduce handling cost and contamination risk for international customers.

Capacity strategy is becoming more selective. Leading groups are investing in procurement digitization, traceability, automation and downstream integration, while underutilized standalone plants face consolidation or closure where fresh latex is scarce. The 2026 closure of a North Sumatran concentrate plant illustrates the pressure on regions where plantation conversion and synthetic-latex substitution have weakened plant economics.

Leading companies

Company	HQ	Est. revenue 2025	Market share 2025	YoY
Sri Trang Agro-Industry Public Company Limited	XXX	XXX	XXX	XXX
Thai Rubber Latex Group Public Company Limited	XXX	XXX	XXX	XXX
Von Bundit Co., Ltd.	XXX	XXX	XXX	XXX
Southland Latex Co., Ltd.	XXX	XXX	XXX	XXX
Thai Hua Rubber Public Company Limited	XXX	XXX	XXX	XXX
Thai Eastern Group Holdings Public Company Limited	XXX	XXX	XXX	XXX
MARDEC Berhad	XXX	XXX	XXX	XXX
Feltex Co., Ltd.	XXX	XXX	XXX	XXX
Kurian Abraham Private Limited	XXX	XXX	XXX	XXX
Malabar Latex Private Limited	XXX	XXX	XXX	XXX

Source: XXX

© shev.io — All rights reserved.

Centrifuged Latex Concentrate Market Forecast and Opportunities

The market will expand from USD XXX billion in 2025 to USD XXX billion in 2031, with value growth exceeding volume growth as quality premiums, compliance costs and specialty grades lift realized prices. Medical and examination gloves will remain the largest application, but condoms, medical devices and double-centrifuged grades will contribute a disproportionate share of incremental margin.

The central forecast assumes steady healthcare consumption, moderate natural-rubber price appreciation and continued Asian downstream capacity utilization. A stronger healthcare-procurement cycle and slower nitrile substitution would lift 2031 value toward USD XXX billion; accelerated synthetic substitution and prolonged field-latex shortages would limit the market to approximately USD XXX billion.

Winning suppliers will combine diversified field-latex procurement with low-ammonia technology, rapid laboratory release, auditable wastewater management and plot-level traceability. Contract structures will increasingly reward consistent functional performance and verified origin rather than concentration percentage alone.

Opportunities

- Double-centrifuged and low-protein latex for sensitive medical applications
- EUDR-compliant segregated supply chains for European customers
- Long-term supply agreements with integrated glove and condom manufacturers
- New centrifuging capacity near emerging plantations in Côte d'Ivoire, northeast Thailand and northeast India
- Bio-based preservatives and reduced-ammonia stabilization systems
- Digital farm mapping, batch-level traceability and carbon-footprint documentation

> This preview shows the form and depth of the report. The full report contains every figure, segment- and country-level detail and full company profiles. On purchase all figures are finalised and verified, and the report is delivered within 24–72 hours.

© shev.io — All rights reserved.