

Global Balsamic Vinegar Market 2026

Market size, segmentation, competitive landscape and outlook

2021–2031

Moving forward, together



Every one of us has, at some point, heard the line from *Alice in Wonderland*: “It takes all the running you can do, to keep in the same place. If you want to get somewhere else, you must run at least twice as fast.” Cliché as the quote has become, our world is changing at extraordinary speed. And yet, to my mind, it matters not only to run fast, but — more importantly — to know where you are running.

We see ourselves as the navigator, ready at the right moment to point out the correct course. By providing current, timely information for the decisions that matter, we aim to protect our clients from missteps and to help them find new opportunities.

It matters to us that you are satisfied with the work we have done. If you have any questions about this report, we will be glad to answer them.

ANDREY SHEVCHENKO, Managing Partner

© shev.io — All rights reserved.

Disclaimer

This report was prepared by shev.io solely for information purposes. shev.io does not guarantee the accuracy and completeness of all information contained in the report, as the data in some sources may have been distorted inadvertently or deliberately. The information presented in this report must not be construed, directly or indirectly, as containing recommendations for further business action. All opinions and estimates contained in this report reflect the authors' judgement as at the date of publication and may be changed without notice.

shev.io accepts no liability for any loss or damage arising from any third party's use of the information contained in this report, including published opinions or conclusions, or for consequences caused by the incompleteness of the information presented. The information presented in this report is obtained from open sources. Additional information may be provided on request.

This document, or any part of it, may not be distributed without the written permission of shev.io, nor reproduced by any means.

© shev.io — All rights reserved.

Terms of use

This report is provided to the user under a **non-exclusive, non-transferable, limited licence** solely for internal use within the purposes for which the report was lawfully acquired.

The user **may not**, in whole or in part, transfer, sell, gift, publish or otherwise distribute the report to third parties, nor pass it to any other legal entities, partner organisations or external teams (including affiliated companies). It is prohibited to place the report (or fragments of it) in the public domain (websites, social networks, messengers, file-sharing services, open-link cloud storage) or to provide access through third-party services where this allows third parties to review the materials.

If the report is purchased by a **company**, its use is permitted **only by that company's employees** for internal tasks. Passing the report to contractors, consultants, freelancers, agencies and any external parties is prohibited.

All exclusive rights to the report — including its structure, texts, data selection, visualisations, tables, charts and design elements — belong to the rights holder (shev.io) or are used on lawful grounds. The user receives the right to use the report only within these terms.

Without shev.io's written consent it is prohibited to create derivative products based on the report, to use it as part of a commercially distributed product or service, or to remove or alter copyright notices.

The use of **short quotations** and fragments is permitted **only in internal documentation** (internal memos, reports, presentations, working correspondence), provided the meaning and context are preserved and the source is credited: *shev.io*. Any publication or use of the materials in places accessible to third parties is permitted only with shev.io's prior written consent.

© shev.io — All rights reserved.

Market at a glance

This demo shows the **form and depth** of the report — real narrative with the detailed figures and tables masked as “XXX”. When you order the report, every figure is finalised and verified for your copy, and the full report is delivered within 24–72 hours.

Indicator	Value
Market size (2025)	USD 1.5 bn
Forecast (2031)	USD 2.2 bn
CAGR (2021–2031)	6.3%
Study period	2021–2031
Largest region	Europe · 42%
Fastest-growing region	Asia-Pacific · 9%
Market concentration	Moderate
Licence	Individual / Company

The global balsamic vinegar market reaches USD XXX billion in 2025 and expands to USD XXX billion by 2031, representing a XX% CAGR. Europe accounts for XX% of demand, while Asia-Pacific records the fastest growth at XX%. Protected-origin products anchor the category, with Aceto Balsamico di Modena PGI accounting for XX% of market value. This report examines how provenance, distribution economics, packaging and culinary adoption shape opportunities across household, foodservice and industrial demand.

© shev.io — All rights reserved.

Table of contents

1 Introduction

1.1 Market Definition, Product Boundaries and Geographic Coverage

2 Research Methodology

2.1 Secondary Evidence and Source Hierarchy

2.2 Market Sizing, Transaction Valuation and Reconciliation

2.3 Forecast Construction and Scenario Analysis

2.4 Planned Primary Research and Validation Gates

3 Executive Summary

3.1 Market Snapshot and Commercial Takeaways

4 Balsamic Vinegar Market Dynamics

4.1 Growth Drivers and Directional Forecast Effects

4.2 Restraints and Commercial Risks

4.3 Porter's Five Forces

4.4 Value Chain, Input Economics and Distribution Margins

5 Global Balsamic Vinegar Market Size and Forecast

5.1 Historical Value, Volume and Realised Prices

5.2 Annual Forecast and Global Reconciliation

6 Market Size and Forecast by Product Designation

6.1 Aceto Balsamico di Modena PGI

6.2 Traditional Balsamic Vinegar PDO

6.3 Other Brown Balsamic Vinegar

7 Market Size and Forecast by Packaging

7.1 Glass Bottles

7.2 Plastic Bottles

7.3 Bulk and Other Packaging

8 Market Size and Forecast by Sales Channel

8.1 Supermarkets and Hypermarkets

8.2 Specialty and Independent Retail

8.3 Foodservice and Wholesale Distribution

8.4 E-commerce

8.5 Direct Business-to-Business Sales

9 Market Size and Forecast by End Use

9.1 Household

9.2 Foodservice

9.3 Industrial Food Manufacturing

© shev.io — All rights reserved.

10 Balsamic Vinegar Regional and Country Market Forecasts

10.1 Europe

10.1.1 Italy

10.1.2 Germany

10.1.3 France

10.1.4 United Kingdom

10.1.5 Rest of Europe

10.2 North America

10.2.1 United States

10.2.2 Canada

10.2.3 Mexico

10.3 Asia-Pacific

10.3.1 China

10.3.2 Japan

10.3.3 Australia

10.3.4 Rest of Asia-Pacific

10.4 Latin America

10.4.1 Brazil

10.4.2 Rest of Latin America

10.5 Middle East and Africa

10.5.1 United Arab Emirates

10.5.2 Rest of Middle East and Africa

11 Competitive Landscape and Company Profiles

11.1 Ownership-Adjusted Supplier Shares and Competitive Positioning

11.2 De Nigris

11.3 Ponti

11.4 Giuseppe Giusti

11.5 Carandini

11.6 Monari Federzoni

11.7 Ortalli

11.8 Acetaia Leonardi

11.9 Acetaia Malpighi

11.10 Mengazzoli

12 Regulatory Framework and Dated Industry Developments

13 Forecast Scenarios, Commercial Opportunities and Strategic Priorities

© shev.io — All rights reserved.

List of tables

Table 1. Market snapshot: historical period, base year, forecast year, value and growth

Table 2. Product inclusion, exclusion, transaction valuation and geographic allocation rules

Table 3. Research workplan: evidence register, source hierarchy, validation gates and planned primary research

Table 4. Growth-driver assessment: mechanism, affected buyers, geography, horizon and CAGR sensitivity

Table 5. Restraint assessment: transmission mechanism, exposure, horizon and CAGR sensitivity

Table 6. Porter's Five Forces: supplier power, buyer power, entrants, substitutes and rivalry

Table 7. Balsamic vinegar value chain: grape inputs, processing, maturation, packaging and distribution economics

Table 8. Global annual market size: USD million, million litres, USD per litre and year-on-year growth, 2021–2031

Table 9. Annual market value and volume by product designation, 2021–2031

Table 10. Annual market value and volume by packaging format, 2021–2031

Table 11. Annual market value and volume by sales channel, 2021–2031

Table 12. Annual market value and volume by end use, 2021–2031

Table 13. Annual market value and volume by region, 2021–2031

Table 14. Product designation comparison: value, volume, shares, realised price and growth for PGI, traditional PDO and other balsamic vinegar

Table 15. Packaging comparison: value, volume, shares, pack economics and growth for glass, plastic and bulk formats

Table 16. Sales-channel comparison: value, volume, shares, buyer requirements and distribution economics

Table 17. End-use comparison: value, volume, shares, purchase criteria and application demand

Table 18. Europe market by country: Italy, Germany, France, United Kingdom and Rest of Europe; annual value and volume, 2021–2031

Table 19. North America market by country: United States, Canada and Mexico; annual value and volume, 2021–2031

Table 20. Asia-Pacific market by country: China, Japan, Australia and Rest of Asia-Pacific; annual value and volume, 2021–2031

Table 21. Latin America market by country: Brazil and Rest of Latin America, excluding Mexico; annual value and volume, 2021–2031

Table 22. Middle East and Africa market by country: United Arab Emirates and Rest of Middle East and Africa; annual value and volume, 2021–2031

Table 23. Competitive benchmark: ownership-adjusted supplier shares, revenue perimeter, brands, channels and disclosure coverage

Table 24. De Nigris company profile: portfolio, operating indicators, distribution, developments and strategy

Table 25. Ponti company profile: portfolio, operating indicators, distribution, developments and strategy

© shev.io — All rights reserved.

Table 26. Giuseppe Giusti company profile: portfolio, operating indicators, distribution, developments and strategy
Table 27. Carandini company profile: portfolio, operating indicators, distribution, developments and strategy
Table 28. Monari Federzoni company profile: portfolio, operating indicators, distribution, developments and strategy
Table 29. Ortalli company profile: portfolio, operating indicators, distribution, developments and strategy
Table 30. Acetaia Leonardi company profile: portfolio, operating indicators, distribution, developments and strategy
Table 31. Acetaia Malpighi company profile: portfolio, operating indicators, distribution, developments and strategy
Table 32. Mengazzoli company profile: portfolio, operating indicators, distribution, developments and strategy
Table 33. Protected-origin and labelling requirements: authority, legal instrument, affected products and commercial implications
Table 34. Packaging and food-contact compliance calendar: obligations, applicability and supporting documentation
Table 35. Dated regulatory and company development register with primary-source references
Table 36. Forecast scenario assumptions: consumption, realised price, product mix and channel development
Table 37. Opportunity matrix: target region, product proposition, route to market, capabilities and commercial priorities
Table 38. Sensitivity analysis: grape-input cost, packaging cost, distributor margins and household adoption
Table 39. Market value by year, USD bn
Table 40. Year-over-year value change
Table 41. Drivers — impact on forecast
Table 42. Restraints — impact on forecast
Table 43. Value by product Designation, USD bn
Table 44. Value by packaging, USD bn
Table 45. Value by sales Channel, USD bn
Table 46. Value by end Use, USD bn
Table 47. Market value by region, USD bn
Table 48. Market value by leading country, USD bn
Table 49. Leading companies

© shev.io — All rights reserved.

List of figures

Figure 1. Global balsamic vinegar market value trajectory, 2021–2031

Figure 2. Regional balsamic vinegar growth comparison, 2025–2031 CAGR

Figure 3. Directional growth contribution of balsamic vinegar demand drivers

Figure 4. Directional growth drag from balsamic vinegar market restraints

Figure 5. Global balsamic vinegar finished-product volume forecast, 2021–2031

Figure 6. Global balsamic vinegar expenditure growth: volume contribution and price-mix contribution

Figure 7. Balsamic vinegar value share by product designation, 2025

Figure 8. Balsamic vinegar value share by packaging format, 2025

Figure 9. Balsamic vinegar value share by sales channel, 2025

Figure 10. Balsamic vinegar value share by end use, 2025

Figure 11. Global balsamic vinegar value share by region, 2025

Figure 12. Country comparison of incremental balsamic vinegar expenditure, 2025–2031

Figure 13. Global balsamic vinegar supplier revenue share by ownership group, 2025

Figure 14. Competitor distribution breadth by reported geographic market coverage

Figure 15. Base-year market value by protected-designation status

Figure 16. Packaging-format exposure by market value

Figure 17. Global balsamic vinegar market value under baseline, upside and downside scenarios

Figure 18. Regional contribution to incremental market value, 2025–2031

Figure 19. Value share by product Designation, 2025

Figure 20. Value share by sales Channel, 2025

Figure 21. Growth rate by region, 2025-2031

© shev.io — All rights reserved.

Executive summary

The global balsamic vinegar market reaches USD XXX billion in 2025 and expands to USD XXX billion by 2031, representing a XX% CAGR. Europe accounts for XX% of demand, while Asia-Pacific records the fastest growth at XX%. Protected-origin products anchor the category, with Aceto Balsamico di Modena PGI accounting for XX% of market value. This report examines how provenance, distribution economics, packaging and culinary adoption shape opportunities across household, foodservice and industrial demand.

Indicator	Value
Market size 2025	XXX
Forecast 2031	XXX
CAGR	XXX
Largest region	XXX
Fastest region	XXX

Key findings

- Global balsamic vinegar expenditure totals USD XXX billion in 2025 and reaches USD XXX billion in 2031.
- Market value grows at a XX% CAGR between 2025 and 2031.
- Europe represents XX% of base-year demand, followed by North America at XX%.
- Asia-Pacific accounts for XX% of base-year demand and grows at XX% annually through 2031.
- Aceto Balsamico di Modena PGI contributes XX% of market value; traditional PDO balsamic vinegar contributes XX%.
- Glass bottles account for XX% of expenditure, reflecting their role in branded retail, gifting and provenance-led positioning.
- Household use represents XX% of demand, foodservice XX% and industrial food manufacturing XX%.
- Supermarkets and hypermarkets account for XX% of sales, while e-commerce represents XX%.

© shev.io — All rights reserved.

Market size and forecast

Market value by year, USD bn

Indicator	2026	2027	2028	2029	2030	2031	CAGR
Market value, USD bn	XXX	XXX	XXX	XXX	XXX	XXX	XXX
Market volume	XXX	XXX	XXX	XXX	XXX	XXX	XXX
Production	XXX	XXX	XXX	XXX	XXX	XXX	XXX
Imports	XXX	XXX	XXX	XXX	XXX	XXX	XXX
Exports	XXX	XXX	XXX	XXX	XXX	XXX	XXX
Apparent consumption	XXX	XXX	XXX	XXX	XXX	XXX	XXX

Source: XXX

Year-over-year value change

Indicator	2027	2028	2029	2030	2031	CAGR
Market value	X%	X%	X%	X%	X%	X%
Production	X%	X%	X%	X%	X%	X%
Imports	X%	X%	X%	X%	X%	X%
Exports	X%	X%	X%	X%	X%	X%

Source: XXX

© shev.io — All rights reserved.

Global Balsamic Vinegar Market Trends and Growth Drivers

Balsamic vinegar combines the purchasing behaviour of an everyday pantry ingredient with the positioning of a premium regional food. This creates a broad price ladder, but it also makes category definition essential. Protected-origin vinegar, unprotected balsamic vinegar and adjacent glazes compete for consumer attention while following different product specifications and commercial economics.

Demand development depends on connecting provenance with practical use. A shopper needs to understand both why a product commands its price and how often it can be used. Retailers, chefs and digital merchants influence that connection through assortment, recipes and application guidance, making route-to-market execution central to category growth.

Supply economics are shaped by grape-derived inputs, packaging and inventory commitments. Suppliers must balance dependable specifications and product availability against harvest variability, freight costs and the capital tied up in premium ranges. The forecast therefore treats consumption, price and product mix as separate drivers before reconciling their combined effect.

Growth drivers

Protected-origin premiumisation

PGI and PDO designations provide a recognised basis for product differentiation in a category where appearance alone communicates little about production requirements. Brands that explain origin, ingredients and intended use can sustain wider price ladders and stronger specialist distribution. The principal beneficiaries are producers with documented provenance and portfolios spanning everyday use and premium occasions.

Mediterranean cooking expands the addressable market

Balsamic vinegar gains additional consumption occasions as households adopt salads, roasted vegetables, marinades and Mediterranean-style meals. Outside established European markets, recipes and cooking demonstrations help consumers understand dosage and flavour pairing. This expands household penetration and supports repeat purchase beyond occasional entertaining.

Foodservice adoption builds consumer familiarity

Restaurants, hotels and catering operators introduce balsamic flavour through dishes that consumers can subsequently recreate at home. Procurement decisions favour dependable flavour, stable specifications and packs suited to kitchen workflows. Suppliers combining culinary support with distributor availability can convert menu adoption into recurring ingredient demand.

Digital retail improves premium product discovery

Online listings provide space to explain protected designations, production methods and culinary applications that are difficult to communicate on a crowded shelf. Specialist merchants and producer websites can assemble broader assortments than conventional grocery stores. Conversion improves when

© shev.io — All rights reserved.

product education is supported by clear pack sizes, credible origin information and economical delivery.

Retail assortment development widens access

Supermarkets can introduce balsamic vinegar to new buyers through entry-priced private labels while retaining premium branded alternatives. A structured assortment helps shoppers move between everyday and occasion-led purchases without leaving the category. Producers with flexible bottling, reliable specifications and retailer relationships benefit from these sourcing programmes.

Application-led specifications support repeat purchasing

Households and professional kitchens purchase more consistently when a product performs predictably in dressings, marinades and finishing applications. Clear sensory positioning and dependable batch quality reduce uncertainty for buyers. Innovation focused on vinegar formulation, pack functionality and usage guidance supports demand within the report's defined category.

Restraints

Grape input volatility compresses margins

Balsamic vinegar depends on grape-derived inputs whose availability and cost respond to harvest conditions and competing demand from the wine sector. Cost increases can reach processors before retail contracts permit repricing. Smaller producers and suppliers with concentrated sourcing arrangements face greater pressure on margins and working capital.

Category confusion weakens premium conversion

Shoppers encounter PGI vinegar, traditional PDO products, unprotected balsamic vinegars and adjacent glazes in overlapping retail settings. Similar visual presentation can obscure differences in product identity and intended application. When these distinctions remain unclear, buyers rely more heavily on shelf price and promotional discounts.

Packaging and inventory costs constrain expansion

Glass supports premium presentation but adds freight weight, breakage exposure and protective packaging requirements. Products requiring extended maturation also tie up inventory before sale. These combined costs make international expansion and small-order fulfilment less attractive unless suppliers achieve sufficient selling prices or distribution density.

Everyday substitution limits price increases

Consumers and professional buyers can substitute other vinegars, citrus or prepared dressings in many routine applications. This constrains price increases for products lacking a distinctive sensory or provenance proposition. Demand is particularly exposed where balsamic vinegar remains an occasional imported purchase.

© shev.io — All rights reserved.

Balsamic Vinegar Market Driver and Restraint Impact on Growth

Drivers — impact on forecast

Driver	Impact on CAGR	Geography	Horizon
Protected-origin premiumisation	XXX	XXX	XXX
Mediterranean cooking expands the addressable market	XXX	XXX	XXX
Foodservice adoption builds consumer familiarity	XXX	XXX	XXX
Digital retail improves premium product discovery	XXX	XXX	XXX
Retail assortment development widens access	XXX	XXX	XXX
Application-led specifications support repeat purchasing	XXX	XXX	XXX

Source: XXX

Restraints — impact on forecast

Restraint	Impact on CAGR	Geography	Horizon
Grape input volatility compresses margins	XXX	XXX	XXX
Category confusion weakens premium conversion	XXX	XXX	XXX
Packaging and inventory costs constrain expansion	XXX	XXX	XXX
Everyday substitution limits price increases	XXX	XXX	XXX

Source: XXX

© shev.io — All rights reserved.

Balsamic Vinegar Market Segmentation by Product, Packaging, Channel and End Use

By Product Designation

PGI vinegar leads because it combines a recognised geographical identity with distribution across mainstream and specialist channels. Traditional PDO products account for a small but valuable premium niche, while other brown balsamic vinegars serve price-led and locally differentiated demand. PGI is the principal growth engine in absolute value as importers and retailers expand protected-origin assortments.

Value share by product Designation, 2025

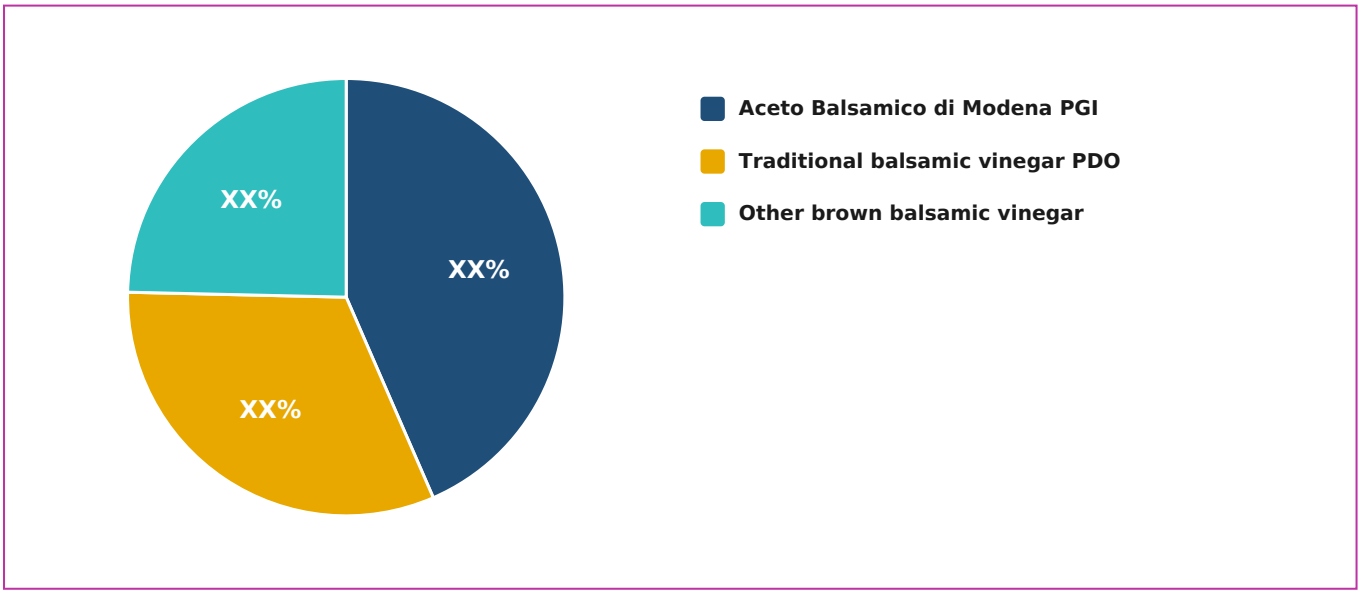

Source: XXX

Value by product Designation, USD bn

Segment	2026	2027	2028	2029	2030	2031	Share 2025	CAGR
Aceto Balsamico di Modena PGI	XXX	XXX	XXX	XXX	XXX	XXX	XXX	XXX
Traditional balsamic vinegar PDO	XXX	XXX	XXX	XXX	XXX	XXX	XXX	XXX
Other brown balsamic vinegar	XXX	XXX	XXX	XXX	XXX	XXX	XXX	XXX

Source: XXX

By Packaging

Glass leads through its association with premium food products and its widespread use in branded retail and gifting. Plastic bottles support lighter-weight distribution and selected professional applications, while bulk formats serve industrial and high-throughput buyers. Packaging decisions increasingly balance product presentation, handling economics and regulatory requirements.

© shev.io — All rights reserved.

Value by packaging, USD bn

Segment	2026	2027	2028	2029	2030	2031	Share 2025	CAGR
Glass bottles	XXX	XXX	XXX	XXX	XXX	XXX	XXX	XXX
Plastic bottles	XXX	XXX	XXX	XXX	XXX	XXX	XXX	XXX
Bulk and other packaging	XXX	XXX	XXX	XXX	XXX	XXX	XXX	XXX

Source: XXX

By Sales Channel

Supermarkets and hypermarkets lead through household reach, private-label availability and regular grocery purchasing. Specialty and independent retailers support premium discovery, while foodservice and wholesale distribution connect suppliers with professional buyers. E-commerce offers the strongest opportunity for education-led premium conversion, although delivery costs and customer acquisition determine profitability; online transactions are assigned to e-commerce regardless of the seller's offline format.

Value share by sales Channel, 2025

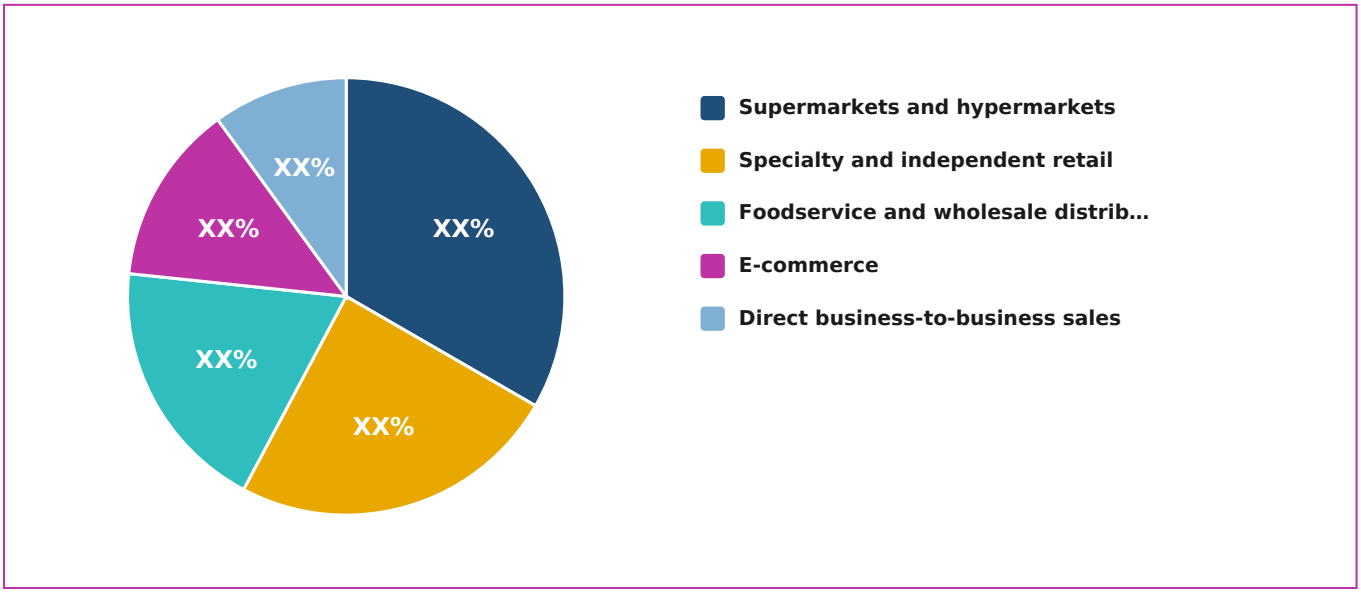

Source: XXX

© shev.io — All rights reserved.

Value by sales Channel, USD bn

Segment	2026	2027	2028	2029	2030	2031	Share 2025	CAGR
Supermarkets and hypermarkets	XXX	XXX	XXX	XXX	XXX	XXX	XXX	XXX
Specialty and independent retail	XXX	XXX	XXX	XXX	XXX	XXX	XXX	XXX
Foodservice and wholesale distribution	XXX	XXX	XXX	XXX	XXX	XXX	XXX	XXX
E-commerce	XXX	XXX	XXX	XXX	XXX	XXX	XXX	XXX
Direct business-to-business sales	XXX	XXX	XXX	XXX	XXX	XXX	XXX	XXX

Source: XXX

By End Use

Household consumption leads because balsamic vinegar is purchased for repeated use across salads, cooking and finishing applications. Foodservice provides an important route for introducing the flavour to consumers and supports dependable professional-volume demand. Industrial users purchase vinegar as an ingredient for dressings, marinades and prepared foods; only the purchased vinegar value is included.

Value by end Use, USD bn

Segment	2026	2027	2028	2029	2030	2031	Share 2025	CAGR
Household	XXX	XXX	XXX	XXX	XXX	XXX	XXX	XXX
Foodservice	XXX	XXX	XXX	XXX	XXX	XXX	XXX	XXX
Industrial food manufacturing	XXX	XXX	XXX	XXX	XXX	XXX	XXX	XXX

Source: XXX

© shev.io — All rights reserved.

Balsamic Vinegar Market Regional Analysis and Country Outlook

Europe accounts for XX% of market value and remains the principal centre of production expertise, protected-origin supply and established culinary use. Italy combines domestic consumption with the production and export infrastructure serving international markets. Germany, France and the United Kingdom provide distinct routes to scale through grocery retail, specialist food merchants and foodservice distribution. Regional growth of XX% reflects an established category in which product mix, brand positioning and purchasing frequency matter more than first-time adoption.

North America represents XX% of demand and grows at XX% annually. The United States offers opportunities across grocery, specialty retail and restaurant distribution, while Canada supports imported premium assortments and Mexico adds hospitality-led demand. Commercial execution depends on distributor coverage, shelf productivity and clear differentiation between everyday balsamic vinegar and products intended for gifting or finishing. Import economics and retailer promotional requirements influence realised margins.

Asia-Pacific contributes XX% of base-year expenditure and leads growth at XX%. China and Japan offer different development paths: China rewards effective culinary introduction and importer execution, while Japan places emphasis on product consistency, presentation and carefully selected assortments. Australia provides an established retail and foodservice base. Latin America and the Middle East and Africa contribute XX% and XX% respectively, with Brazil and the United Arab Emirates serving as focal markets for premium imported foods and hospitality distribution.

Growth rate by region, 2025-2031

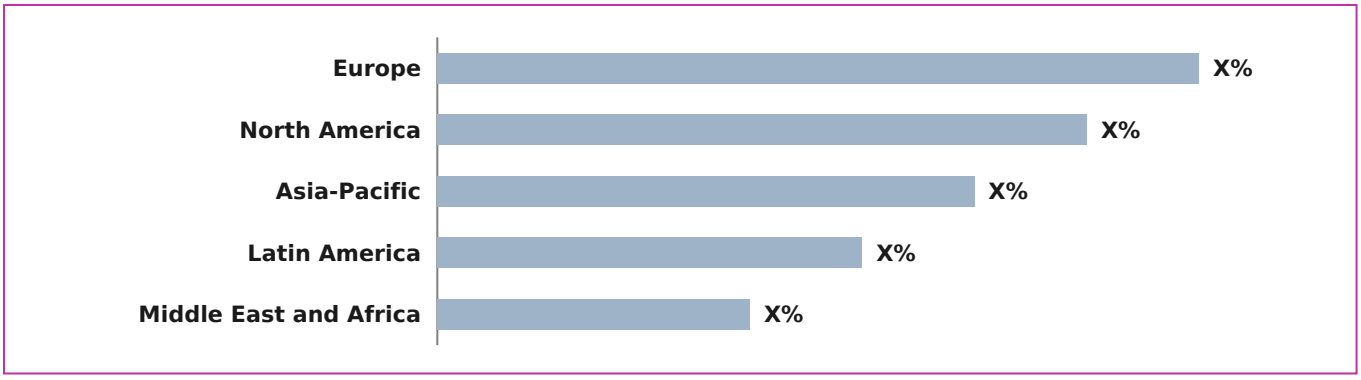

Source: XXX

© shev.io — All rights reserved.

Market value by region, USD bn

Region	2026	2027	2028	2029	2030	2031	Share 2025	CAGR
Europe	XXX	XXX	XXX	XXX	XXX	XXX	XXX	XXX
North America	XXX	XXX	XXX	XXX	XXX	XXX	XXX	XXX
Asia-Pacific	XXX	XXX	XXX	XXX	XXX	XXX	XXX	XXX
Latin America	XXX	XXX	XXX	XXX	XXX	XXX	XXX	XXX
Middle East and Africa	XXX	XXX	XXX	XXX	XXX	XXX	XXX	XXX

Source: XXX

Market value by leading country, USD bn

Country	2025	2031	Share 2025	CAGR
United States	XXX	XXX	XXX	XXX
Germany	XXX	XXX	XXX	XXX
United Kingdom	XXX	XXX	XXX	XXX
Belgium	XXX	XXX	XXX	XXX
Netherlands	XXX	XXX	XXX	XXX
Japan	XXX	XXX	XXX	XXX
China	XXX	XXX	XXX	XXX
Mexico	XXX	XXX	XXX	XXX

Source: XXX

© shev.io — All rights reserved.

Balsamic Vinegar Market Competitive Landscape and Company Share

Competition is moderately concentrated, combining internationally distributed processors with specialist Italian producers and retailer-controlled labels. Acetum, De Nigris and Ponti participate in the scale-oriented competitive set, while Giuseppe Giusti, Acetaia Leonardi and Acetaia Malpighi illustrate provenance-led premium positioning. Competitive comparisons must distinguish a company's balsamic vinegar sales from its wider vinegar, sauce and condiment portfolio. Parent companies, subsidiaries and private-label production are reconciled before calculating supplier shares.

The principal commercial divide is between procurement-led scale and differentiation based on origin, sensory characteristics and brand reputation. Large suppliers compete on sourcing, bottling flexibility, export execution and retailer service; specialist producers depend more heavily on brand storytelling, product education and selective distribution. Glass presentation remains important for premium retail, while foodservice customers place greater weight on consistency, handling and cost per application.

The acquisition and capacity review examines how ownership changes, bottling capability and maturation assets affect market access and supply resilience. It records transactions and investments only when supported by company or regulatory disclosures. Strategic positioning increasingly depends on the ability to serve retail, foodservice and digital channels without weakening the price architecture of premium ranges.

Leading companies

Company	HQ	Est. revenue 2025	Market share 2025	YoY
De Nigris	XXX	XXX	XXX	XXX
Ponti	XXX	XXX	XXX	XXX
Giuseppe Giusti	XXX	XXX	XXX	XXX
Carandini	XXX	XXX	XXX	XXX
Monari Federzoni	XXX	XXX	XXX	XXX
Ortalli	XXX	XXX	XXX	XXX
Acetaia Leonardi	XXX	XXX	XXX	XXX
Acetaia Malpighi	XXX	XXX	XXX	XXX
Mengazzoli	XXX	XXX	XXX	XXX

Source: XXX

© shev.io — All rights reserved.

Balsamic Vinegar Market Forecast and Commercial Opportunities

The market reaches USD XXX billion by 2031 as broader culinary adoption combines with a richer product mix. PGI vinegar remains the commercial centre of the category, offering a recognised origin designation across a broad range of price points. Traditional PDO products retain a specialist role in gifting, culinary prestige and premium finishing applications. Products without protected designations compete through price, local availability and application-specific positioning.

The upside pathway rests on faster household adoption in Asia-Pacific, stronger foodservice distribution and successful conversion from entry-level to premium products. The downside pathway combines weaker discretionary spending, grape-input inflation and slower transmission of supplier costs into selling prices. Regional forecasts therefore distinguish consumption development from price and mix changes, with an explicit reconciliation back to the global total.

Winning suppliers will combine a clear product identity with disciplined channel economics. Priorities include buyer education, reliable ingredient specifications, packaging that suits the purchase occasion and distribution relationships that generate repeat orders. Traceability and regulatory readiness strengthen commercial execution, particularly where packaging changes or environmental claims require supporting documentation.

Opportunities

- Chef-led market development in China, Japan and other Asian urban foodservice markets
- Premium PGI ranges positioned between everyday vinegar and traditional PDO products
- Specialist gifting and curated culinary assortments
- Foodservice packs designed for dosing control and lower handling costs
- Industrial supply partnerships with dressing, marinade and prepared-food manufacturers
- Digital product education supported by verifiable provenance and batch information
- Packaging redesign that reduces material use while maintaining product protection

> This preview shows the form and depth of the report. The full report contains every figure, segment- and country-level detail and full company profiles. On purchase all figures are finalised and verified, and the report is delivered within 24–72 hours.

© shev.io — All rights reserved.