

Global Mirror Glass Market 2026

Market size, segmentation, competitive landscape and outlook

2021-2031

Moving forward, together



Every one of us has, at some point, heard the line from *Alice in Wonderland*: “It takes all the running you can do, to keep in the same place. If you want to get somewhere else, you must run at least twice as fast.” Cliché as the quote has become, our world is changing at extraordinary speed. And yet, to my mind, it matters not only to run fast, but — more importantly — to know where you are running.

We see ourselves as the navigator, ready at the right moment to point out the correct course. By providing current, timely information for the decisions that matter, we aim to protect our clients from missteps and to help them find new opportunities.

It matters to us that you are satisfied with the work we have done. If you have any questions about this report, we will be glad to answer them.

ANDREY SHEVCHENKO, Managing Partner

© shev.io — All rights reserved.

Disclaimer

This report was prepared by shev.io solely for information purposes. shev.io does not guarantee the accuracy and completeness of all information contained in the report, as the data in some sources may have been distorted inadvertently or deliberately. The information presented in this report must not be construed, directly or indirectly, as containing recommendations for further business action. All opinions and estimates contained in this report reflect the authors' judgement as at the date of publication and may be changed without notice.

shev.io accepts no liability for any loss or damage arising from any third party's use of the information contained in this report, including published opinions or conclusions, or for consequences caused by the incompleteness of the information presented. The information presented in this report is obtained from open sources. Additional information may be provided on request.

This document, or any part of it, may not be distributed without the written permission of shev.io, nor reproduced by any means.

© shev.io — All rights reserved.

Terms of use

This report is provided to the user under a **non-exclusive, non-transferable, limited licence** solely for internal use within the purposes for which the report was lawfully acquired.

The user **may not**, in whole or in part, transfer, sell, gift, publish or otherwise distribute the report to third parties, nor pass it to any other legal entities, partner organisations or external teams (including affiliated companies). It is prohibited to place the report (or fragments of it) in the public domain (websites, social networks, messengers, file-sharing services, open-link cloud storage) or to provide access through third-party services where this allows third parties to review the materials.

If the report is purchased by a **company**, its use is permitted **only by that company's employees** for internal tasks. Passing the report to contractors, consultants, freelancers, agencies and any external parties is prohibited.

All exclusive rights to the report — including its structure, texts, data selection, visualisations, tables, charts and design elements — belong to the rights holder (shev.io) or are used on lawful grounds. The user receives the right to use the report only within these terms.

Without shev.io's written consent it is prohibited to create derivative products based on the report, to use it as part of a commercially distributed product or service, or to remove or alter copyright notices.

The use of **short quotations** and fragments is permitted **only in internal documentation** (internal memos, reports, presentations, working correspondence), provided the meaning and context are preserved and the source is credited: *shev.io*. Any publication or use of the materials in places accessible to third parties is permitted only with shev.io's prior written consent.

© shev.io — All rights reserved.

Market at a glance

This demo shows the **form and depth** of the report — real narrative with the detailed figures and tables masked as “XXX”. When you order the report, every figure is finalised and verified for your copy, and the full report is delivered within 24–72 hours.

Indicator	Value
Market size (2025)	USD 4.8 bn
Forecast (2031)	USD 7.1 bn
CAGR (2021-2031)	6.5%
Study period	2021-2031
Largest region	Asia-Pacific · 46.8%
Fastest-growing region	Middle East and Africa · 7.8%
Market concentration	Moderate
Licence	Individual / Company

The global mirror glass market reached USD XXX billion in 2025 and will expand to USD XXX billion by 2031, advancing at a XX% CAGR. Residential renovation, hospitality investment, premium retail interiors and the integration of lighting, heating and display functions are increasing the value captured per square metre. Asia-Pacific accounted for XX% of 2025 revenue, supported by its concentration of float-glass capacity, furniture manufacturing and urban construction. Copper-free coatings, safety-backed products and low-carbon substrates are reshaping specifications across developed markets.

© shev.io — All rights reserved.

Table of contents

1 Introduction

1.1 Study Objectives

1.2 Mirror Glass Market Definition

1.3 Scope and Exclusions

2 Research Methodology

2.1 Secondary Research Programme

2.2 Primary Interview Programme

2.3 Market Sizing and Triangulation

2.4 Forecast Model and Scenarios

3 Executive Summary

3.1 Market Size and Forecast

3.2 Segment and Regional Highlights

3.3 Strategic Conclusions

4 Mirror Glass Market Dynamics

4.1 Market Drivers

4.2 Market Restraints

4.3 Technology and Design Trends

4.4 Porter's Five Forces Analysis

4.5 Value Chain and Margin Structure

5 Global Mirror Glass Market Size and Forecast

5.1 Historical Market Value and Volume, 2021-2025

5.2 Annual Forecast, 2026-2031

5.3 Base, Upside and Downside Scenarios

6 Mirror Glass Market by Product Type

6.1 Standard Silver-Coated Mirror Glass

6.2 Copper-Free and Lead-Free Mirror Glass

6.3 Safety-Backed and Laminated Mirror Glass

6.4 Decorative, Tinted and Antique Mirror Glass

6.5 Other Specialty Mirror Glass

7 Mirror Glass Market by Application

7.1 Bathroom and Sanitary

7.2 Furniture and Wardrobes

7.3 Interior Walls, Elevators and Decoration

7.4 Retail, Fitness and Beauty

7.5 Automotive Mirrors

© shev.io — All rights reserved.

7.6 Illuminated and Smart-Mirror Substrates

8 Mirror Glass Market by End User

8.1 Residential

8.2 Commercial and Hospitality

8.3 Automotive

8.4 Institutional and Public Infrastructure

8.5 Industrial and Other

9 Mirror Glass Market by Distribution Channel

9.1 Direct to Fabricators and OEMs

9.2 Glass Distributors and Wholesalers

9.3 Building-Material and Furniture Channels

9.4 Specialist Retail and Online

10 Mirror Glass Market Regional Analysis

10.1 North America

10.1.1 United States

10.1.2 Canada

10.1.3 Mexico

10.1.4 Rest of North America

10.2 Europe

10.2.1 Germany

10.2.2 United Kingdom

10.2.3 France

10.2.4 Italy

10.2.5 Spain

10.2.6 Türkiye

10.2.7 Rest of Europe

10.3 Asia-Pacific

10.3.1 China

10.3.2 India

10.3.3 Japan

10.3.4 South Korea

10.3.5 Australia

10.3.6 Vietnam

10.3.7 Indonesia

10.3.8 Rest of Asia-Pacific

10.4 Latin America

10.4.1 Brazil

10.4.2 Argentina

© shev.io — All rights reserved.

10.4.3 Colombia
10.4.4 Rest of Latin America
10.5 Middle East and Africa
10.5.1 Saudi Arabia
10.5.2 United Arab Emirates
10.5.3 South Africa
10.5.4 Egypt
10.5.5 Rest of Middle East and Africa
11 Competitive Landscape
11.1 Market Concentration and Company Share
11.2 Strategic Benchmarking
11.3 Capacity, Product and Geographic Positioning
11.4 Recent Developments and Transactions
12 Company Profiles
12.1 AGC Inc.
12.2 Guardian Glass
12.3 Saint-Gobain
12.4 Şişecam
12.5 NSG Group
12.6 Vitro Architectural Glass
12.7 Xinyi Glass Holdings Limited
12.8 China Southern Glass Holding Co., Ltd.
12.9 Taiwan Glass Industry Corporation
12.10 Kibing Group
13 Regulation, Standards and Sustainability
13.1 Mirror Product and Safety Standards
13.2 Restricted Substances and Material Health
13.3 Embodied Carbon and Product Declarations
13.4 Recycling and Circularity
14 Forecast Opportunities and Strategic Recommendations
14.1 Priority Product Opportunities
14.2 Priority Country Opportunities
14.3 Recommended Market-Entry and Expansion Actions

© shev.io — All rights reserved.

List of tables

Table 1. Mirror Glass Market Headline Indicators, 2021, 2025 and 2031

Table 2. Market Growth Contribution by Region, 2025-2031

Table 3. Leading and Fastest-Growing Segments

Table 4. Market Inclusions, Exclusions and Valuation Rules

Table 5. Source Hierarchy and Validation Framework

Table 6. Currency, Inflation and Volume Conversion Assumptions

Table 7. Global Mirror Glass Market Value by Year, 2021-2031

Table 8. Global Mirror Glass Market Volume by Year, 2021-2031

Table 9. Average Revenue per Square Metre by Product Class, 2021-2031

Table 10. Base, Upside and Downside Forecast Scenarios

Table 11. Driver Impact by Geography and Forecast Horizon

Table 12. Restraint Impact by Geography and Forecast Horizon

Table 13. Mirror Glass Input Cost Exposure: Glass, Silver, Coatings and Energy

Table 14. Technology Adoption: Safety Backing, Low-Iron Glass, Heating and Backlighting

Table 15. Market Value and Volume by Product Type, 2021-2031

Table 16. Market Value and Volume by Application, 2021-2031

Table 17. Market Value and Volume by End User, 2021-2031

Table 18. Market Value by Distribution Channel, 2021-2031

Table 19. Product Type by End-User Cross-Segmentation, 2025

Table 20. North America Mirror Glass Market by Country, 2021-2031

Table 21. Europe Mirror Glass Market by Country, 2021-2031

Table 22. Asia-Pacific Mirror Glass Market by Country, 2021-2031

Table 23. Latin America Mirror Glass Market by Country, 2021-2031

Table 24. Middle East and Africa Mirror Glass Market by Country, 2021-2031

Table 25. Regional Share, CAGR and Growth Contribution Comparison

Table 26. Competitive Benchmarking of Leading Mirror Glass Suppliers

Table 27. Estimated Supplier Revenue and Market Share, 2025

Table 28. AGC Inc. Company Profile

Table 29. Guardian Glass Company Profile

Table 30. Saint-Gobain Company Profile

Table 31. Şişecam Company Profile

Table 32. NSG Group Company Profile

Table 33. Vitro Architectural Glass Company Profile

Table 34. Xinyi Glass Holdings Limited Company Profile

Table 35. China Southern Glass Holding Co., Ltd. Company Profile

© shev.io — All rights reserved.

Table 36. Taiwan Glass Industry Corporation Company Profile

Table 37. Kibing Group Company Profile

Table 38. Mirror Glass Standards and Regulations by Region

Table 39. EN 1036 Optical, Quality and Durability Requirements

Table 40. Safety-Backing and Laminated-Mirror Requirements by Application

Table 41. Sustainability Claims and Documentation of Leading Suppliers

Table 42. Priority Mirror Glass Opportunities by Value Pool

Table 43. Country Opportunity Scorecard

Table 44. Strategic Actions for Manufacturers, Processors and Distributors

Table 45. Market value by year, USD bn

Table 46. Year-over-year value change

Table 47. Drivers — impact on forecast

Table 48. Restraints — impact on forecast

Table 49. Value by product Type, USD bn

Table 50. Value by application, USD bn

Table 51. Value by end User, USD bn

Table 52. Value by distribution Channel, USD bn

Table 53. Market value by region, USD bn

Table 54. Market value by leading country, USD bn

Table 55. Leading companies

© shev.io — All rights reserved.

List of figures

Figure 1. Global Mirror Glass Market Revenue, 2021-2031

Figure 2. 2025 Mirror Glass Market Value by Region

Figure 3. Mirror Glass Value Chain from Float Furnace to End User

Figure 4. Global Mirror Glass Revenue and Volume Growth, 2021-2031

Figure 5. Mirror Glass Market Forecast Scenarios to 2031

Figure 6. CAGR Impact of Mirror Glass Market Drivers and Restraints

Figure 7. Value Premium by Mirror Glass Processing Feature

Figure 8. Mirror Glass Market Share by Product Type, 2025

Figure 9. Mirror Glass Market Share by Application, 2025

Figure 10. Mirror Glass Market Share by End User, 2025

Figure 11. Segment CAGR Comparison, 2025-2031

Figure 12. Mirror Glass Revenue by Region, 2021, 2025 and 2031

Figure 13. Regional Mirror Glass CAGR, 2025-2031

Figure 14. Top Ten Country Markets by Revenue, 2025

Figure 15. Global Mirror Glass Supplier Share, 2025

Figure 16. Leading Suppliers by Geographic and Product Breadth

Figure 17. Regulatory Pressure by Region and Requirement

Figure 18. Opportunity Attractiveness by Segment

Figure 19. Incremental Revenue Opportunity by Region, 2025-2031

Figure 20. Value share by product Type, 2025

Figure 21. Value share by end User, 2025

Figure 22. Growth rate by region, 2025-2031

© shev.io — All rights reserved.

Executive summary

The global mirror glass market reached USD XXX billion in 2025 and will expand to USD XXX billion by 2031, advancing at a XX% CAGR. Residential renovation, hospitality investment, premium retail interiors and the integration of lighting, heating and display functions are increasing the value captured per square metre. Asia-Pacific accounted for XX% of 2025 revenue, supported by its concentration of float-glass capacity, furniture manufacturing and urban construction. Copper-free coatings, safety-backed products and low-carbon substrates are reshaping specifications across developed markets.

Indicator	Value
Market size 2025	XXX
Forecast 2031	XXX
CAGR	XXX
Largest region	XXX
Fastest region	XXX

Key findings

- Global mirror glass revenue reached USD XXX billion in 2025 and will increase to USD XXX billion by 2031.
- Asia-Pacific generated XX% of 2025 market revenue and will add approximately USD XXX billion in annual sales by 2031.
- Standard silver-coated mirror glass represented XX% of 2025 value, while copper-free and lead-free mirror glass will grow at an XX% CAGR.
- Residential applications accounted for XX% of demand in 2025, reflecting high use in bathrooms, wardrobes, bedrooms and interior wall systems.
- Bathroom and sanitary applications represented XX% of market value, the largest application category.
- Glass for Europe reports that the EU flat-glass value chain produces approximately XXX tonnes annually and that buildings consume about XX% of output.
- OICA recorded XXX motor vehicles produced worldwide in 2024, sustaining demand for interior and exterior automotive mirror substrates.
- Guardian Glass states that its third-party-verified UltraMirror Health Product Declaration can contribute 1.5 LEED v4.1 material-disclosure credits.

© shev.io — All rights reserved.

Market size and forecast

Market value by year, USD bn

Indicator	2026	2027	2028	2029	2030	2031	CAGR
Market value, USD bn	XXX	XXX	XXX	XXX	XXX	XXX	XXX
Market volume	XXX	XXX	XXX	XXX	XXX	XXX	XXX
Production	XXX	XXX	XXX	XXX	XXX	XXX	XXX
Imports	XXX	XXX	XXX	XXX	XXX	XXX	XXX
Exports	XXX	XXX	XXX	XXX	XXX	XXX	XXX
Apparent consumption	XXX	XXX	XXX	XXX	XXX	XXX	XXX

Source: XXX

Year-over-year value change

Indicator	2027	2028	2029	2030	2031	CAGR
Market value	X%	X%	X%	X%	X%	X%
Production	X%	X%	X%	X%	X%	X%
Imports	X%	X%	X%	X%	X%	X%
Exports	X%	X%	X%	X%	X%	X%

Source: XXX

© shev.io — All rights reserved.

Global Mirror Glass Market Trends and Growth Drivers

Mirror glass occupies a value-added position between commodity float glass and finished interior products. Profit pools arise in coating quality, yield optimisation, edge processing, safety treatment and application-specific preparation, making downstream capabilities as important as melting scale.

Demand is tied to construction and consumer renovation, but the mix is becoming less cyclical as hotels, gyms, salons, healthcare facilities and retailers increase mirror intensity. Large formats and integrated-lighting designs raise average selling prices while imposing tighter requirements for flatness, backing opacity and edge finish.

Environmental and product-health documentation is becoming a commercial differentiator. Copper-free chemistry, low-lead paints, water-based coatings and low-carbon base glass increasingly influence architect specifications, furniture procurement and access to certified projects.

Growth drivers

Residential Renovation Expands Installed Mirror Area

Bathroom upgrades, fitted wardrobes and open-plan interior design are increasing mirror area per dwelling. Demand is particularly resilient in renovation because mirrors deliver a visible design change without structural alteration, benefiting fabricators, sanitaryware distributors and home-improvement retailers.

Hospitality and Wellness Projects Raise Specification Value

Hotels, spas, salons, gyms and luxury retail environments specify oversized, illuminated, demister-ready and safety-backed mirrors. These projects carry higher processing content and replacement intensity than standard residential installations, lifting revenue faster than square-metre consumption.

Urbanisation Sustains Interior Construction Demand

Urban household formation and commercial development expand the stock of bathrooms, elevators, stores and communal facilities requiring mirror glass. The strongest volume effect occurs in Asia, Africa and the Middle East, where new floor-space additions remain structurally higher.

Copper-Free and Low-VOC Products Accelerate Replacement

Architects and furniture manufacturers are shifting toward copper-free, lead-free and water-based protective coatings to meet material-health and procurement targets. Suppliers with verified declarations can defend price premiums and access green-building specifications.

Smart-Mirror Integration Increases Glass Content Value

Lighting, heating, touch controls and embedded displays require precisely processed substrates with opaque backing, sandblasted apertures and controlled edge quality. Although electronics are outside the market boundary, mirror-glass suppliers capture additional fabrication revenue from each integrated unit.

Automotive Output Supports Technical Mirror Demand

© shev.io — All rights reserved.

Global vehicle production sustains recurring demand for exterior and interior mirror substrates, including heated, aspheric and electrochromic-ready glass. Premium vehicles and advanced driver-assistance packages increase technical requirements even as camera-monitor systems alter conventional mirror formats.

Restraints

Energy-Intensive Float Glass Economics

Float furnaces operate continuously and expose base-glass costs to natural-gas, electricity and carbon-price movements. Rapid energy inflation compresses coating and fabrication margins when downstream contracts delay price pass-through.

Silver and Chemical Input Volatility

Silver remains central to high-reflectance mirror production, while paints, sensitizers and protective films add further chemical exposure. Input-price swings increase working-capital requirements and disadvantage smaller coaters with limited purchasing leverage.

Weak Construction Cycles Delay Fit-Out Spending

High financing costs and soft property transactions delay housing completions, hotel renovations and discretionary interior upgrades. The effect is strongest in markets where mirror demand depends heavily on new-build residential activity.

Camera and Polymer Substitution

Camera-monitor systems can reduce conventional exterior-mirror area in selected vehicle platforms, while acrylic reflectors compete in weight-sensitive or break-resistant applications. Glass retains advantages in optical stability, scratch resistance and premium appearance, limiting the overall displacement.

© shev.io — All rights reserved.

Mirror Glass Market Driver and Restraint Impact on the Forecast

Drivers — impact on forecast

Driver	Impact on CAGR	Geography	Horizon
Residential Renovation Expands Installed Mirror Area	XXX	XXX	XXX
Hospitality and Wellness Projects Raise Specification Value	XXX	XXX	XXX
Urbanisation Sustains Interior Construction Demand	XXX	XXX	XXX
Copper-Free and Low-VOC Products Accelerate Replacement	XXX	XXX	XXX
Smart-Mirror Integration Increases Glass Content Value	XXX	XXX	XXX
Automotive Output Supports Technical Mirror Demand	XXX	XXX	XXX

Source: XXX

Restraints — impact on forecast

Restraint	Impact on CAGR	Geography	Horizon
Energy-Intensive Float Glass Economics	XXX	XXX	XXX
Silver and Chemical Input Volatility	XXX	XXX	XXX
Weak Construction Cycles Delay Fit-Out Spending	XXX	XXX	XXX
Camera and Polymer Substitution	XXX	XXX	XXX

Source: XXX

© shev.io — All rights reserved.

Mirror Glass Market Segmentation Analysis

By Product Type

Standard silver-coated glass remains dominant because it offers high reflectance, established processing compatibility and broad availability. Copper-free and lead-free variants are gaining specifications in premium furniture and certified buildings, while safety-backed and laminated products benefit from public-space requirements. Decorative, tinted and antique finishes capture higher unit values in hospitality and luxury residential interiors.

Value share by product Type, 2025

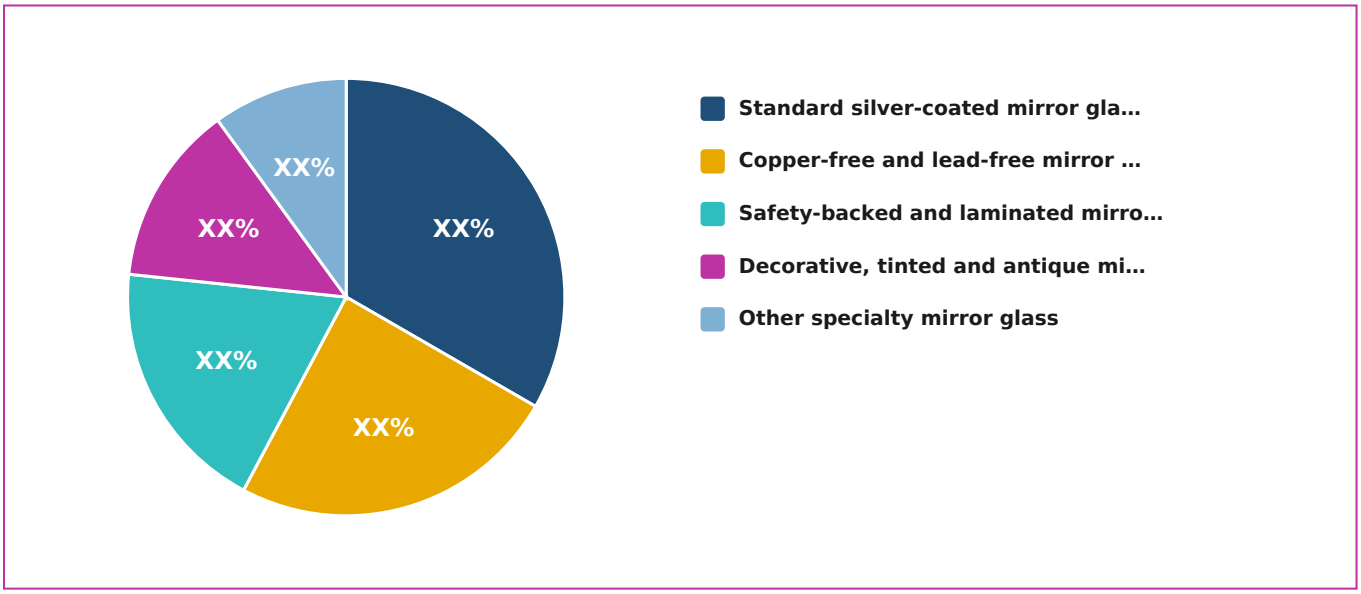

Source: XXX

Value by product Type, USD bn

Segment	2026	2027	2028	2029	2030	2031	Share 2025	CAGR
Standard silver-coated mirror glass	XXX	XXX	XXX	XXX	XXX	XXX	XXX	XXX
Copper-free and lead-free mirror glass	XXX	XXX	XXX	XXX	XXX	XXX	XXX	XXX
Safety-backed and laminated mirror glass	XXX	XXX	XXX	XXX	XXX	XXX	XXX	XXX
Decorative, tinted and antique mirror glass	XXX	XXX	XXX	XXX	XXX	XXX	XXX	XXX
Other specialty mirror glass	XXX	XXX	XXX	XXX	XXX	XXX	XXX	XXX

Source: XXX

By Application

Bathrooms lead because every new dwelling, hotel room and major renovation typically requires one or more moisture-resistant mirrors. Furniture and wardrobes form a stable high-volume category, while retail,

© shev.io — All rights reserved.

gym and decorative wall applications favour oversized and safety-backed glass. Substrates prepared for illuminated and connected mirrors are the fastest-growing application because additional drilling, sandblasting and backing precision increase value per unit.

Value by application, USD bn

Segment	2026	2027	2028	2029	2030	2031	Share 2025	CAGR
Bathroom and sanitary	XXX	XXX	XXX	XXX	XXX	XXX	XXX	XXX
Furniture and wardrobes	XXX	XXX	XXX	XXX	XXX	XXX	XXX	XXX
Interior walls, elevators and decoration	XXX	XXX	XXX	XXX	XXX	XXX	XXX	XXX
Retail, fitness and beauty	XXX	XXX	XXX	XXX	XXX	XXX	XXX	XXX
Automotive mirrors	XXX	XXX	XXX	XXX	XXX	XXX	XXX	XXX
Illuminated and smart-mirror substrates	XXX	XXX	XXX	XXX	XXX	XXX	XXX	XXX

Source: XXX

By End User

Residential demand leads through bathrooms, bedrooms, wardrobes and decorative installations across both new construction and renovation. Hospitality and commercial buyers purchase more processed and oversized glass, making the segment disproportionately important to industry margins. Automotive and industrial customers provide repeat programmes but impose demanding optical, dimensional and certification requirements.

Value share by end User, 2025

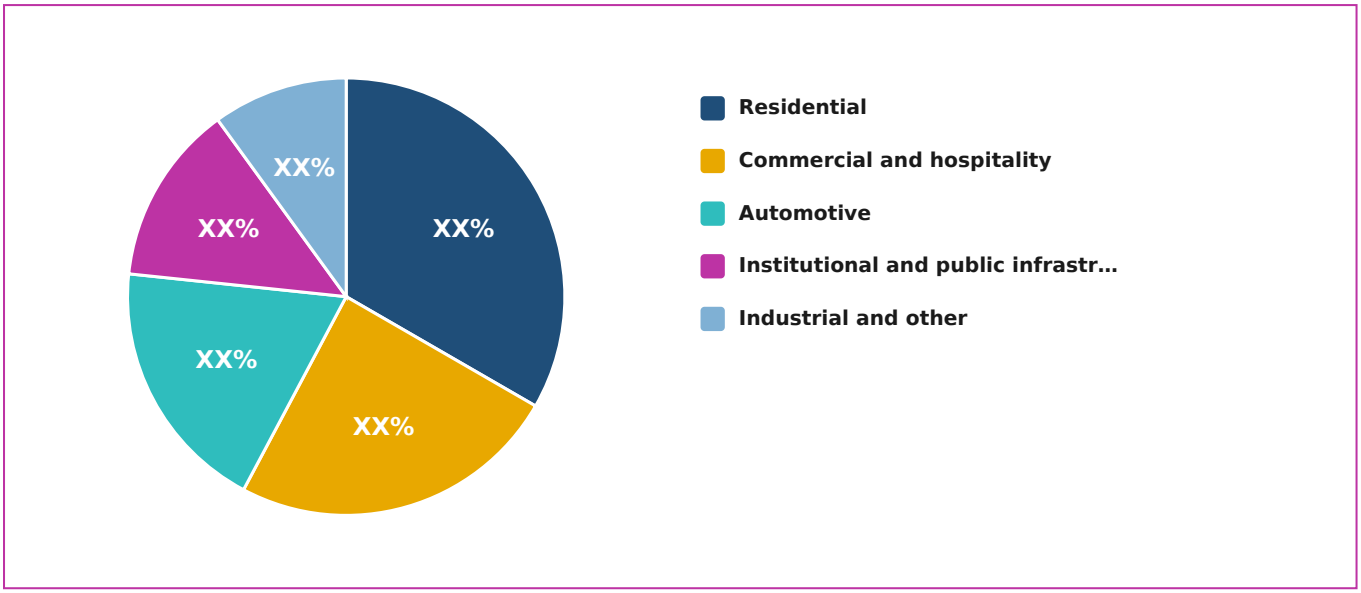

Source: XXX

© shev.io — All rights reserved.

Value by end User, USD bn

Segment	2026	2027	2028	2029	2030	2031	Share 2025	CAGR
Residential	XXX	XXX	XXX	XXX	XXX	XXX	XXX	XXX
Commercial and hospitality	XXX	XXX	XXX	XXX	XXX	XXX	XXX	XXX
Automotive	XXX	XXX	XXX	XXX	XXX	XXX	XXX	XXX
Institutional and public infrastructure	XXX	XXX	XXX	XXX	XXX	XXX	XXX	XXX
Industrial and other	XXX	XXX	XXX	XXX	XXX	XXX	XXX	XXX

Source: XXX

By Distribution Channel

Direct supply dominates large fabrication, furniture, automotive and project accounts because customers require consistent sheet dimensions and scheduled deliveries. Glass distributors and regional processors remain essential for fragmented construction demand and rapid custom cutting. Specialist retail and online channels are growing from a smaller base as digital configuration simplifies made-to-measure residential orders.

Value by distribution Channel, USD bn

Segment	2026	2027	2028	2029	2030	2031	Share 2025	CAGR
Direct to fabricators and OEMs	XXX	XXX	XXX	XXX	XXX	XXX	XXX	XXX
Glass distributors and wholesalers	XXX	XXX	XXX	XXX	XXX	XXX	XXX	XXX
Building-material and furniture channels	XXX	XXX	XXX	XXX	XXX	XXX	XXX	XXX
Specialist retail and online	XXX	XXX	XXX	XXX	XXX	XXX	XXX	XXX

Source: XXX

© shev.io — All rights reserved.

Mirror Glass Market Regional Analysis and Country Outlook

Asia-Pacific held XX% of global revenue in 2025, led by China’s extensive float-glass and furniture-manufacturing base and by accelerating Indian residential and hospitality investment. China remains the largest national market, but margin expansion is strongest in low-iron, copper-free and processed products rather than commodity stock sheets. India and Southeast Asia provide the region’s fastest incremental growth through urban apartment construction, hotels, organised sanitaryware retail and local processing investment.

Europe represented XX% of 2025 revenue and remains the leading market for material-health documentation, copper-free coatings and premium interior specifications. Germany, Italy, France and the United Kingdom anchor demand through furniture, bathroom systems, retail interiors and renovation. Energy costs constrain commodity output, but environmental product declarations, safety lamination and low-carbon glass support a richer product mix.

North America benefits from renovation expenditure, large bathroom formats, fitness facilities and hospitality refurbishment, while the Middle East and Africa will record the fastest regional CAGR at XX%. Saudi Arabian and UAE tourism, residential and mixed-use projects support large-format architectural mirrors. Latin American growth is centred on Brazil and Mexico, where local glass conversion and automotive production strengthen regional supply.

Growth rate by region, 2025-2031

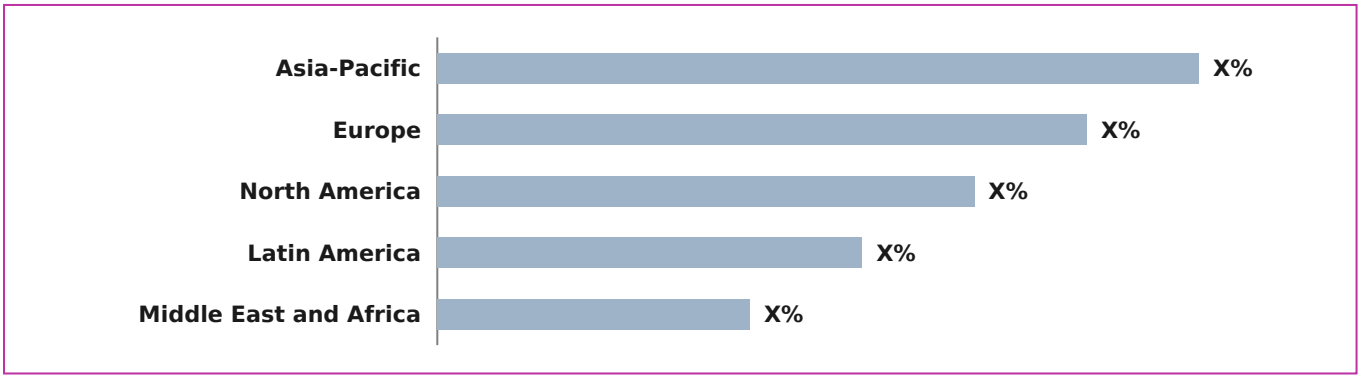

Source: XXX

© shev.io — All rights reserved.

Market value by region, USD bn

Region	2026	2027	2028	2029	2030	2031	Share 2025	CAGR
Asia-Pacific	XXX	XXX	XXX	XXX	XXX	XXX	XXX	XXX
Europe	XXX	XXX	XXX	XXX	XXX	XXX	XXX	XXX
North America	XXX	XXX	XXX	XXX	XXX	XXX	XXX	XXX
Latin America	XXX	XXX	XXX	XXX	XXX	XXX	XXX	XXX
Middle East and Africa	XXX	XXX	XXX	XXX	XXX	XXX	XXX	XXX

Source: XXX

Market value by leading country, USD bn

Country	2025	2031	Share 2025	CAGR
United States	XXX	XXX	XXX	XXX
Germany	XXX	XXX	XXX	XXX
United Kingdom	XXX	XXX	XXX	XXX
Belgium	XXX	XXX	XXX	XXX
Netherlands	XXX	XXX	XXX	XXX
Japan	XXX	XXX	XXX	XXX
China	XXX	XXX	XXX	XXX
Mexico	XXX	XXX	XXX	XXX

Source: XXX

© shev.io — All rights reserved.

Mirror Glass Market Competitive Landscape and Company Share

The market is moderately concentrated at the upstream level and fragmented in downstream coating, cutting and installation. AGC, Guardian Glass, Saint-Gobain, Şişecam, NSG Group, Vitro Architectural Glass and major Chinese producers control substantial base-glass capacity, while thousands of regional processors compete on lead time, customisation and project service. The leading ten mirror-glass suppliers captured an estimated XX% of 2025 revenue.

Competition is shifting from standard silvered sheets toward copper-free chemistry, low-VOC backing paints, safety films, laminated constructions, high-reflectance low-iron substrates and documented environmental performance. AGC's Mirox portfolio and Guardian's UltraMirror range illustrate how suppliers are combining material transparency with application-specific performance. Regional fabricators remain influential because cutting yield, edge quality, delivery reliability and installation-ready processing determine project economics.

Capacity investment remains focused on efficient float lines and value-added coating assets. Şişecam's XXX-tonne Tarsus line expands the pool of architectural base glass available for downstream processing, while European producers are using furnace rebuilds to reduce embodied carbon. Acquisitions are most likely among processors and distributors, where consolidation can add customer access without the capital intensity of primary melting.

Leading companies

Company	HQ	Est. revenue 2025	Market share 2025	YoY
AGC Inc.	XXX	XXX	XXX	XXX
Guardian Glass	XXX	XXX	XXX	XXX
Saint-Gobain	XXX	XXX	XXX	XXX
Şişecam	XXX	XXX	XXX	XXX
NSG Group	XXX	XXX	XXX	XXX
Vitro Architectural Glass	XXX	XXX	XXX	XXX
Xinyi Glass Holdings Limited	XXX	XXX	XXX	XXX
China Southern Glass Holding Co., Ltd.	XXX	XXX	XXX	XXX
Taiwan Glass Industry Corporation	XXX	XXX	XXX	XXX
Kibing Group	XXX	XXX	XXX	XXX

Source: XXX

© shev.io — All rights reserved.

Mirror Glass Market Forecast and Strategic Opportunities

The market will add USD XXX billion in annual revenue between 2025 and 2031. The central forecast assumes stable residential renovation, continued hospitality construction and a sustained premium mix shift, with processed products accounting for most absolute value growth. Volume will rise at approximately XX% annually, while product mix and pricing contribute the balance of market expansion.

In the upside scenario, faster interest-rate normalisation, stronger Chinese renovation demand and accelerated Gulf tourism projects lift the 2031 market above USD XXX billion. The downside scenario, defined by prolonged construction weakness and renewed energy-cost pressure, produces a market of approximately USD XXX billion. Copper-free and safety-enhanced products remain the fastest-growing categories in every scenario.

Winning suppliers will combine secure access to low-carbon float glass with flexible regional fabrication, digital quoting and specification support. Product declarations, traceable chemical composition, short delivery cycles and the ability to prepare glass for lighting, heating and display integration will increasingly determine preferred-supplier status.

Opportunities

- Safety-backed and laminated mirrors for regulated public spaces
- Low-carbon mirror glass supported by environmental product declarations
- Anti-fog, heated and backlit mirror-ready substrates
- High-reflectance low-iron mirrors for luxury interiors
- Local fabrication hubs serving fast-growing Gulf, Indian and Southeast Asian cities
- Closed-loop recovery of clean mirror and flat-glass cullet

> This preview shows the form and depth of the report. The full report contains every figure, segment- and country-level detail and full company profiles. On purchase all figures are finalised and verified, and the report is delivered within 24–72 hours.

© shev.io — All rights reserved.